

TPC WIRE & CABLE

TPC WIRE & CABLE

TPC WIRE & CABLE



Providing the Total Wire & Cable Solution to the

MINING INDUSTRY



TPC WIRE & CABLE CORP.

A Premier Farnell Company



TPC WIRE & CABLE PROVIDES

- High-performance problem-solving products
- Cost and time-saving products for industrial applications
- Personal sales support
- In-depth inventories
- Hard-to-find cord and cable products
- Knowledgeable customer service
- A safer electrical environment
- Longer lasting products
- Custom engineered products

Electrical cord and cable is a vital link in your facility's electrical system

Electrical equipment requires quality cord and cable that can stand up to today's industrial environments.

Many cord and cable applications are subject to one or more of the following conditions:

- Impact & Vibration
- Crushing & Abrasion
- Pulling & Flexing
- Oil, chemical & water deterioration
- Extreme heat & cold
- Unsafe areas

Too often, maintenance must use ORDINARY cord and cable in these areas because that's all that's available. These products do not hold up because they are not designed for maintenance environments.

As you know . . . the real cost of cord and cable maintenance includes not only the cost of material, but also the labor and downtime that result from unnecessary repair and replacement of damaged or worn-out cord and cable.

Ideal for Abusive Environments

Abrasion • High Heat • Chemical



In the mining environment, it is important to address the abusive environments in which the electrical cable is applied. In many cases, the cable will fail due to extensive abrasion, tension, cut-through and in some instances, damage from local wildlife. Therefore, choosing a high quality, high performance electrical cable and like accessories are at the forefront to save labor, material and downtime costs. TPC Wire & Cable's product line includes cables designed for high flex, chemical, high heat, extreme cold, and abusive environments. If the cable does not exist, our team of engineers will design and produce the cable to match your needs.

At TPC, research and development is a continuous process. Superior performance is a function of construction, materials, and matching the right cable to the application. In the mining market, TPC has developed many solutions to meet your cable needs for power and portable cord, P&R cord (Payout & Retractable), control cable, welding cable, and accessories to simplify your daily responsibilities.

TPC's heavy-duty cable is the choice preference for applications that call for heavy abuse in mining applications. Our thorough knowledge of mining applications allows our

experienced engineers and sales staff to help you with custom cables to address your specific needs. With our dedicated mechanical assembly shop, we can deliver the complete cable package with connectors – ready to go off the spool. Whether it is a portable or power cord, elevator or conveyor, or mining vehicles, TPC has the right cable selection for you to choose that will survive the mining environment.

TPC provides custom engineered products designed with application and environment information from the customer. These products are built specifically for an individual customer and represent a real problem-solving service.

The cables, connectors and accessories presented in our catalog have been specifically designed for use in applications where performance and reliability are of the utmost importance. These products are used in steel mills, bulk material handling facilities, coke plants, in mining equipment and for many mining applications.



ULTRA-GARD™ PORTABLE CORD

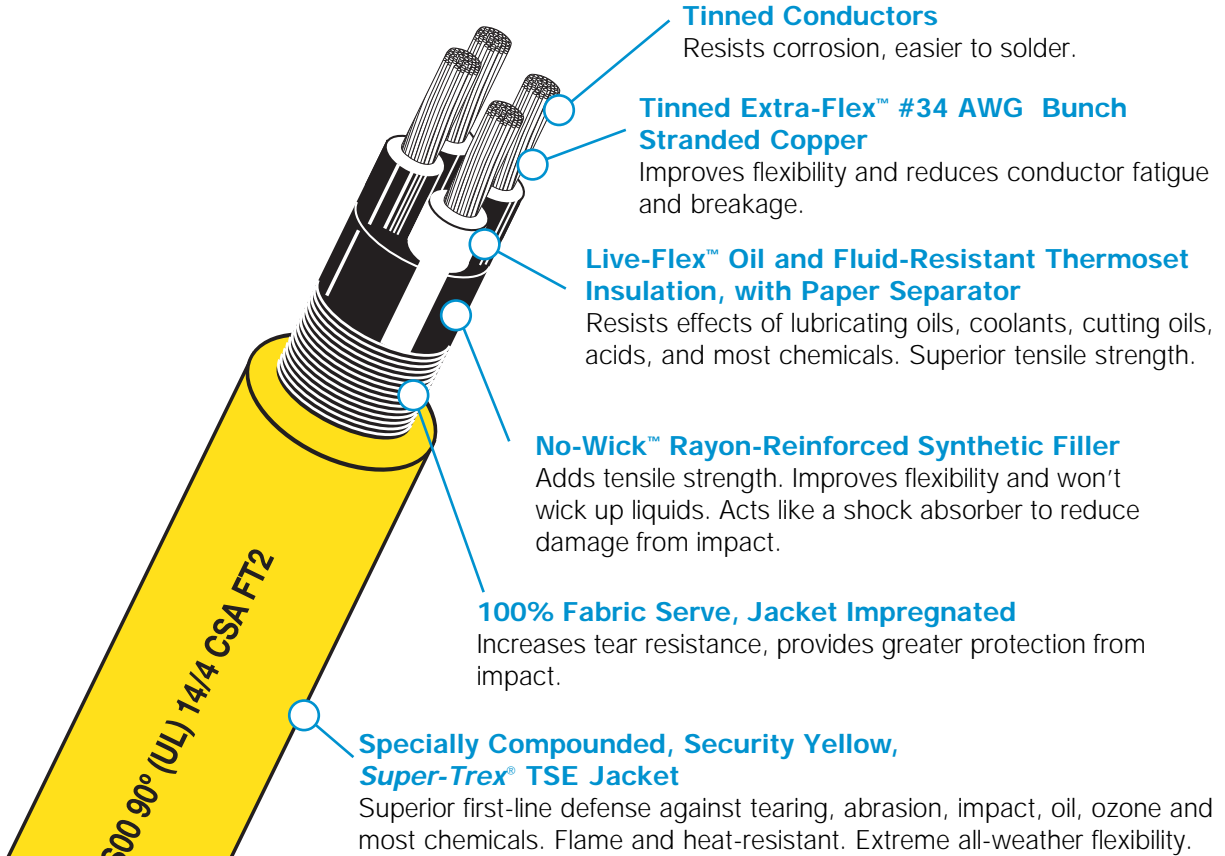


- UL Listed
- CSA Certified
- SOO Rated

- MSHA Approved
- 90°C to -30°C
- 600 Volt

- UV Resistant
- Extra Hard Usage
- FT-2

- RoHS Compliant



ORDERING INFORMATION

PART NO.	CORD SIZE AWG/COND.	CONDUCTOR STRANDING	AMPACITY (1)	INSULATION THICKNESS (IN.)	JACKET THICKNESS (IN.)	MAX. O.D. (IN.)	WT. (LBS.) PER 1000'
87192	18/3	41 x 34	10	.030	.060	.380	80
87197	18/4	41 x 34	7	.030	.060	.408	100
87191	16/2	65 x 34	13	.030	.060	.388	85
87193	16/3	65 x 34	13	.030	.060	.408	105
87193AU*	16/3	65 x 34	13	.030	.060	.408	105
87198	16/4	65 x 34	10	.030	.060	.435	120
87202	16/5	65 x 34	8	.030	.080	.520	175
87202AU*	16/5	65 x 34	8	.030	.060	.520	175
87206	16/6	65 x 34	8	.030	.080	.560	210
87207	16/7	65 x 34	7	.030	.080	.630	240
87208	16/8	65 x 34	7	.030	.080	.640	275
87194	14/3	104 x 34	18	.045	.080	.548	180
87199	14/4	104 x 34	15	.045	.080	.590	210
87195	12/3	165 x 34	25	.045	.095	.623	235
87200	12/4	165 x 34	20	.045	.095	.675	290
87196	10/3	259 x 34	30	.045	.095	.685	310
87201	10/4	259 x 34	25	.045	.095	.738	385

NOTES: (1) Maximum allowable current per conductor when one conductor is utilized as ground or neutral. Ampacities are based on an ambient temperature of 30° C with a conductor temperature of 90° C. *Automotive Standard Conductor Color Code.

SUPER-TREX® BLACK TRIPLE-GARD™ PORTABLE CORD



- UL Listed
- CSA Certified
- MSHA Approved

- 90°C to -30°C
- SOOW Rated
- 600 Volt

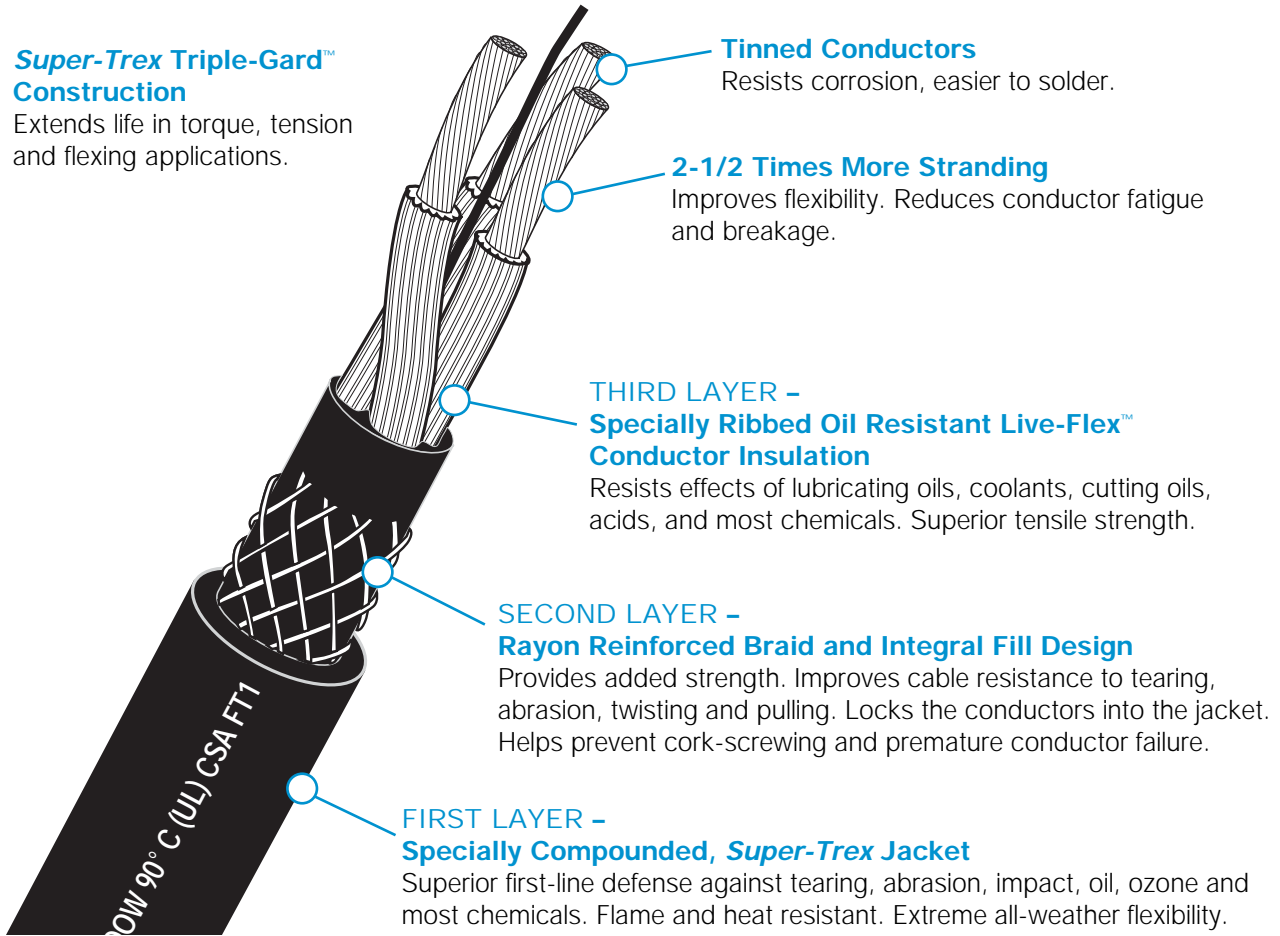
- UV Resistant
- Weather Resistant
- FT-1

- RoHS Compliant
- Triple Layered Construction
- Extra Hard Usage

SOOW - UL Listed for indoor/outdoor use

Super-Trex Triple-Gard™ Construction

Extends life in torque, tension and flexing applications.



ORDERING INFORMATION

PART NO.	CABLE SIZE AWG/COND.	STRANDING NO. x AWG	AMPACITY	INSULATION THICKNESS (IN.)	MIN. AVG. JACKET THICKNESS (IN.)	NOMINAL O.D. (IN.)	CABLE WT. (LBS.) PER 1000'
85093*	16/3	65 x 34	13	.030	.060	.408	105
85098*	16/4	65 x 34	10	.030	.060	.435	130
85094	14/3	104 x 34	18	.045	.080	.548	185
85099	14/4	104 x 34	15	.045	.080	.590	245
85095	12/3	165 x 34	25	.045	.095	.623	265
85000	12/4	165 x 34	20	.045	.095	.675	320
85096	10/3	259 x 34	30	.045	.095	.685	335
85001	10/4	259 x 34	25	.045	.095	.745	400

*16AWG products are designed with reinforced single pass jacket

SUPER-TREX[®] TYPE TC PORTABLE CORD



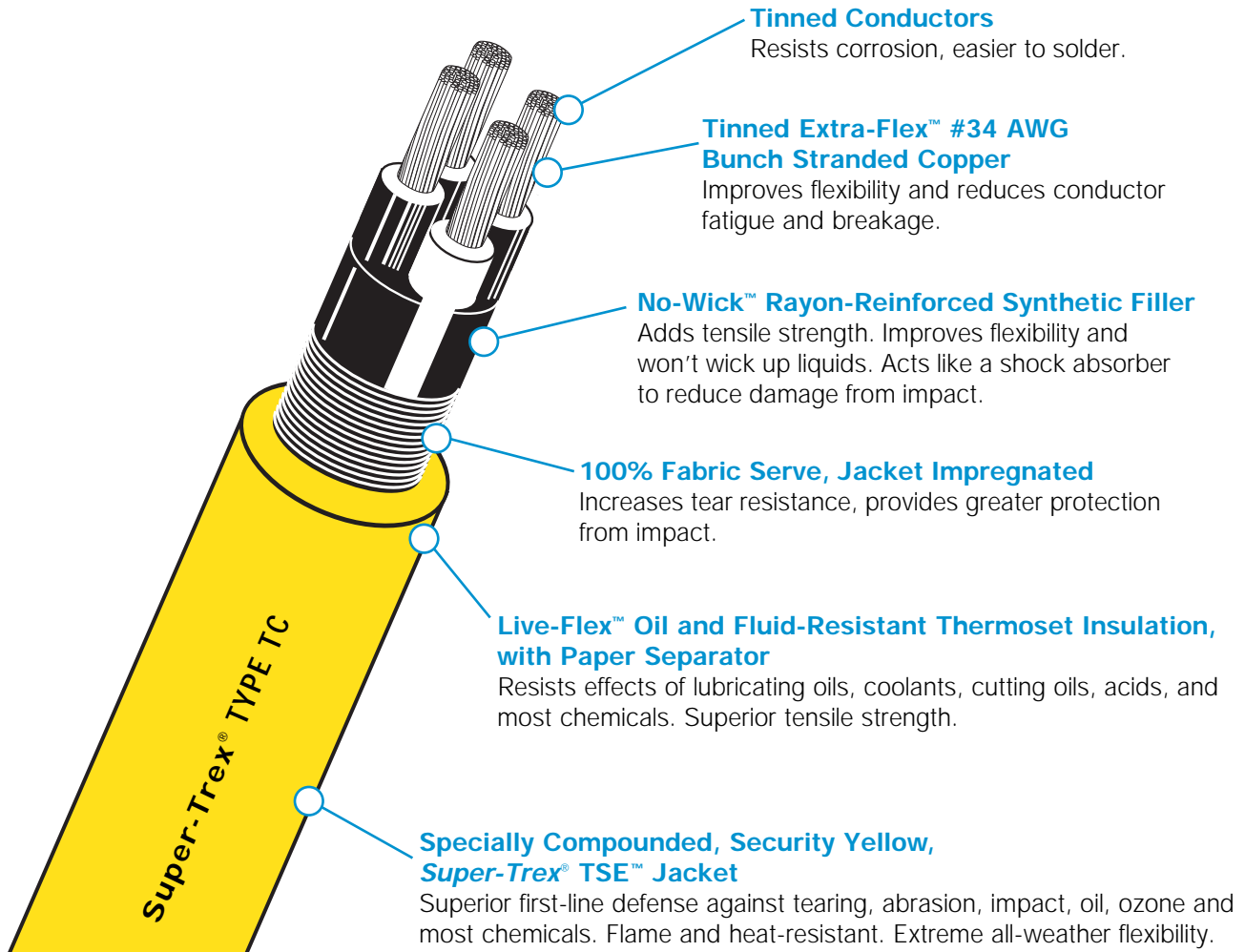
- UL
- CSA

- 600 Volt
- FT-4

- SOOW
- MSHA

- 90°C
- Type TC

- Oil Resistant
- Sun Resistant

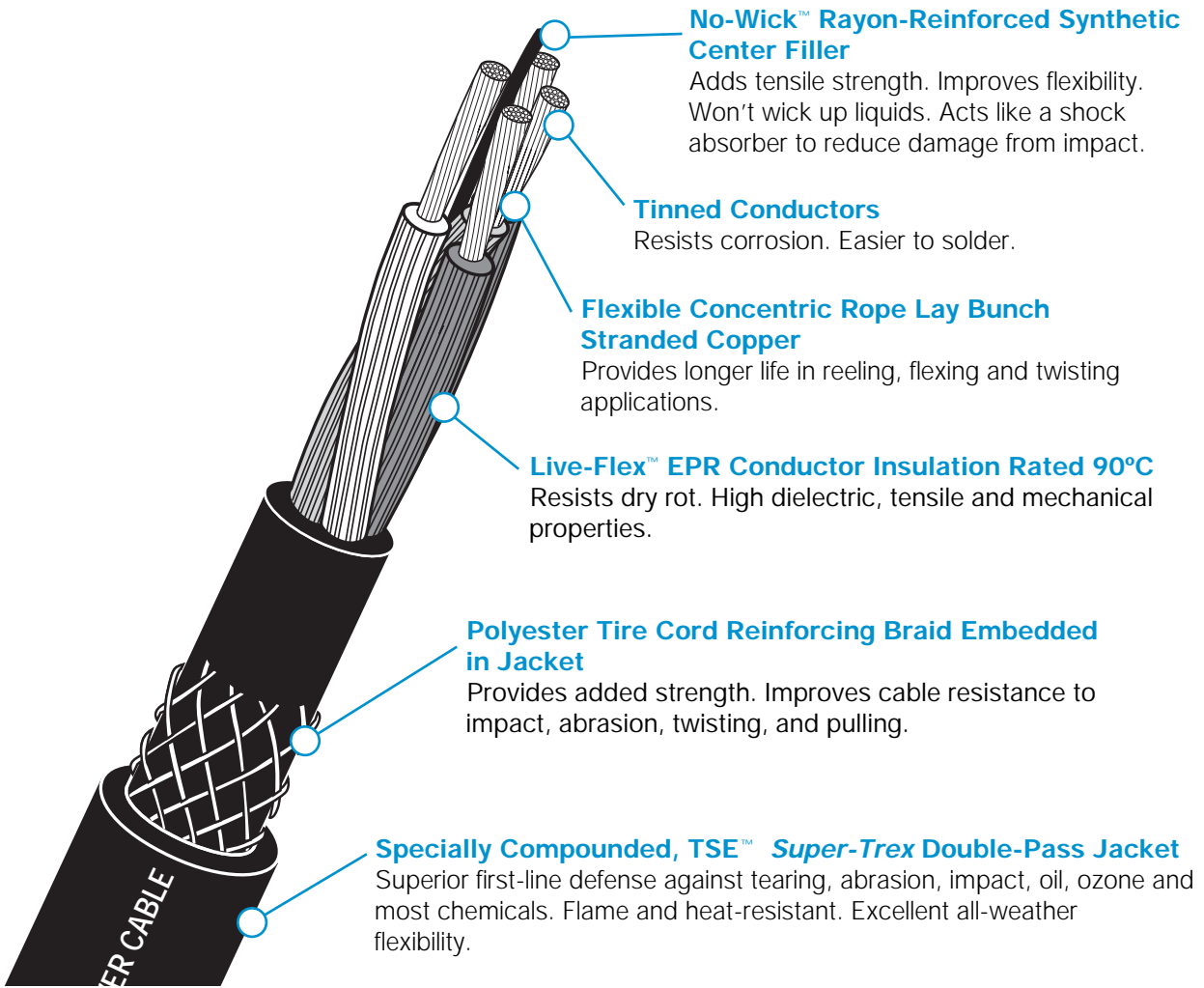


ORDERING INFORMATION

PART NO.	CABLE SIZE AWG/COND.	STRANDING NO. x AWG	AMPACITY	INSULATION THICKNESS (IN.)	MIN. AVG. JACKET THICKNESS (IN.)	NOMINAL O.D. (IN.)	CABLE WT. (LBS.) PER 1000'
87193TC	16/3	65 x 34	13	.030	.060	.408	105
87198TC	16/4	65 x 34	10	.030	.060	.435	130
87194TC	14/3	104 x 34	18	.045	.080	.548	185
87199TC	14/4	104 x 34	15	.045	.080	.590	245
87200TC	12/4	165 x 34	20	.045	.095	.675	320
87201TC	10/4	259 x 34	25	.045	.095	.745	400

SUPER-TREX® 4 AND 6 CONDUCTOR PORTABLE POWER & AUTOMATION CABLE

- 
 - UL Listed
 - CUL/CSA
 - 90°C
- MSHA Approved
 - 2000 Volt Type W
- Tray Cable - Exposed Run
 - UV Resistant



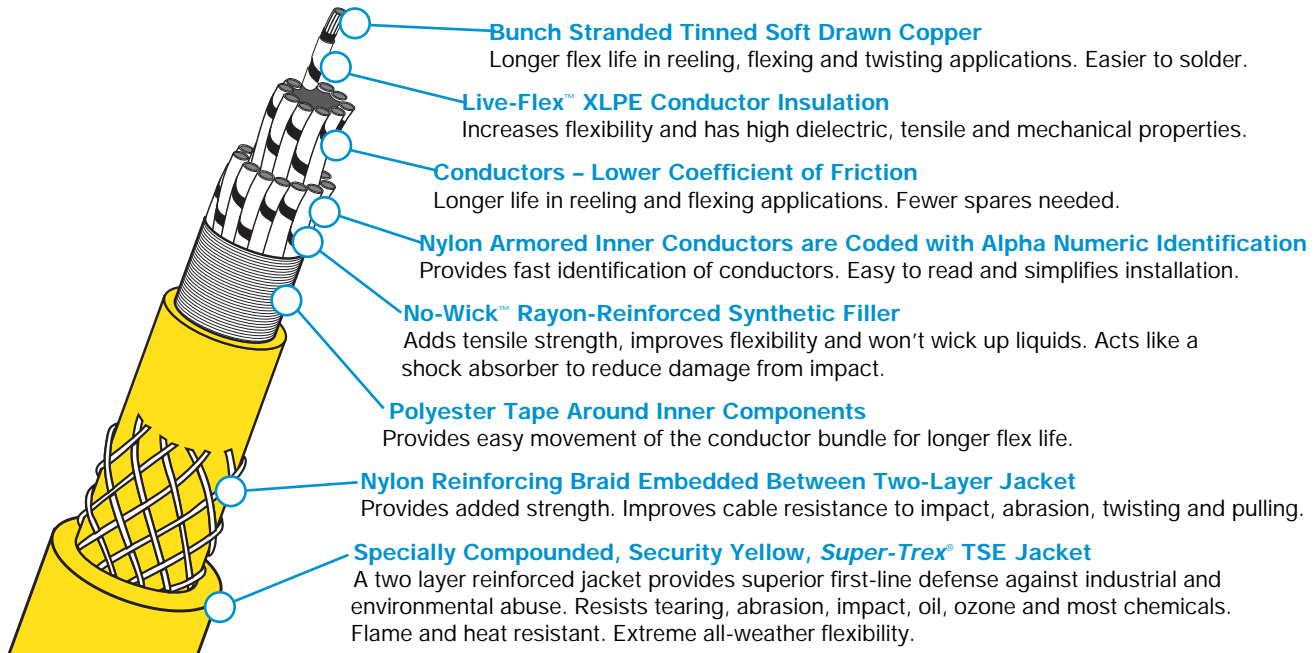
ORDERING INFORMATION

PART NO.	CABLE SIZE AWG/COND	CONDUCTOR STRANDING	AMPACITY (1)	JACKET THICKNESS (IN.)	NOMINAL O.D. (IN.)	WT. (LBS.) PER 1000'	FLAME RATING
B L A C K							
85108	4/4	259 (7 x 37)	93	.125	1.27	1187	FT 5
85110	2/4	259 (7 x 37)	122	.125	1.48	1663	FT 5
Y E L L O W							
85204	8/4	133 (7 x 19)	54	.141	.995	658	FT 1
85206	6/4	259 (7 x 37)	72	.141	1.100	945	FT 4
85208	4/4	259 (7 x 37)	93	.125	1.270	1187	FT 4
85210	2/4	259 (7 x 37)	122	.125	1.480	1663	FT 4
85606	6/6	259 (7 x 37)	64	.140	1.480	1200	FT 4

NOTE: (1) Ampacities are based on an ambient temperature of 40° C with a conductor temperature of 90° C.

SUPER-TREX[®] REDUCED DIAMETER MULTI-CONDUCTOR P&R CABLE

- 
 - UL Type TC
 - CSA Certified
 - UV Resistant
- 
 - 16 AWG MSHA Approved
 - Payout & Retractable (P&R) Construction
- 600 Volt
 - 90°C Dry
 - 75°C Wet
- FT-1
 - RoHS Compliant
 - WTTC



O R D E R I N G I N F O R M A T I O N

PART NO.	CABLE SIZE AWG/COND.	CONDUCTOR STRANDING	AMPACITY	JACKET THICKNESS (IN.)	NOM. O.D. (IN.)	CABLE WT. (LBS.) per 1000'
COLOR CODED CONDUCTORS						
88820	16/6	65/34	14.4	.115	.555	168
88822	16/8	65/34	12.6	.115	.615	206
88823	16/10	65/34	9	.115	.690	255
88824	16/12	65/34	9	.135	.705	290
88825	16/16	65/34	9	.135	.750	353
88826	16/20	65/34	9	.135	.820	412
88827	16/24	65/34	8.1	.135	.885	484
88828	16/33	65/34	7.2	.155	1.030	657
88829	16/36	65/34	7.2	.155	1.050	693
88830	16/41	65/34	6.3	.155	1.090	734
88831	16/49	65/34	6.3	.155	1.170	849
ALPHA NUMERIC BLACK CONDUCTORS						
88811	14/7	41/30	17.5	.115	.625	240
88812	14/8	41/30	17.5	.115	.660	265
88813	14/10	41/30	12.5	.115	.750	324
88814	14/12	41/30	12.5	.135	.760	379
88815	14/16	41/30	12.5	.135	.820	467
88816	14/20	41/30	12.5	.135	.890	535
88817	14/24	41/30	11.3	.135	.965	630
88800	12/6	65/30	24	.115	.655	291
88802	12/8	65/30	21	.115	.735	358
88804	12/12	65/30	15	.135	.850	515
88806	12/20	65/30	15	.135	1.000	763
88808	12/30	65/30	13.5	.155	1.190	1119
88832	10/6	105/30	32	.115	.760	382
88834	10/8	105/30	28	.115	.860	484
88836	10/12	105/30	20	.135	.990	697

600 VOLT WELDING CABLE

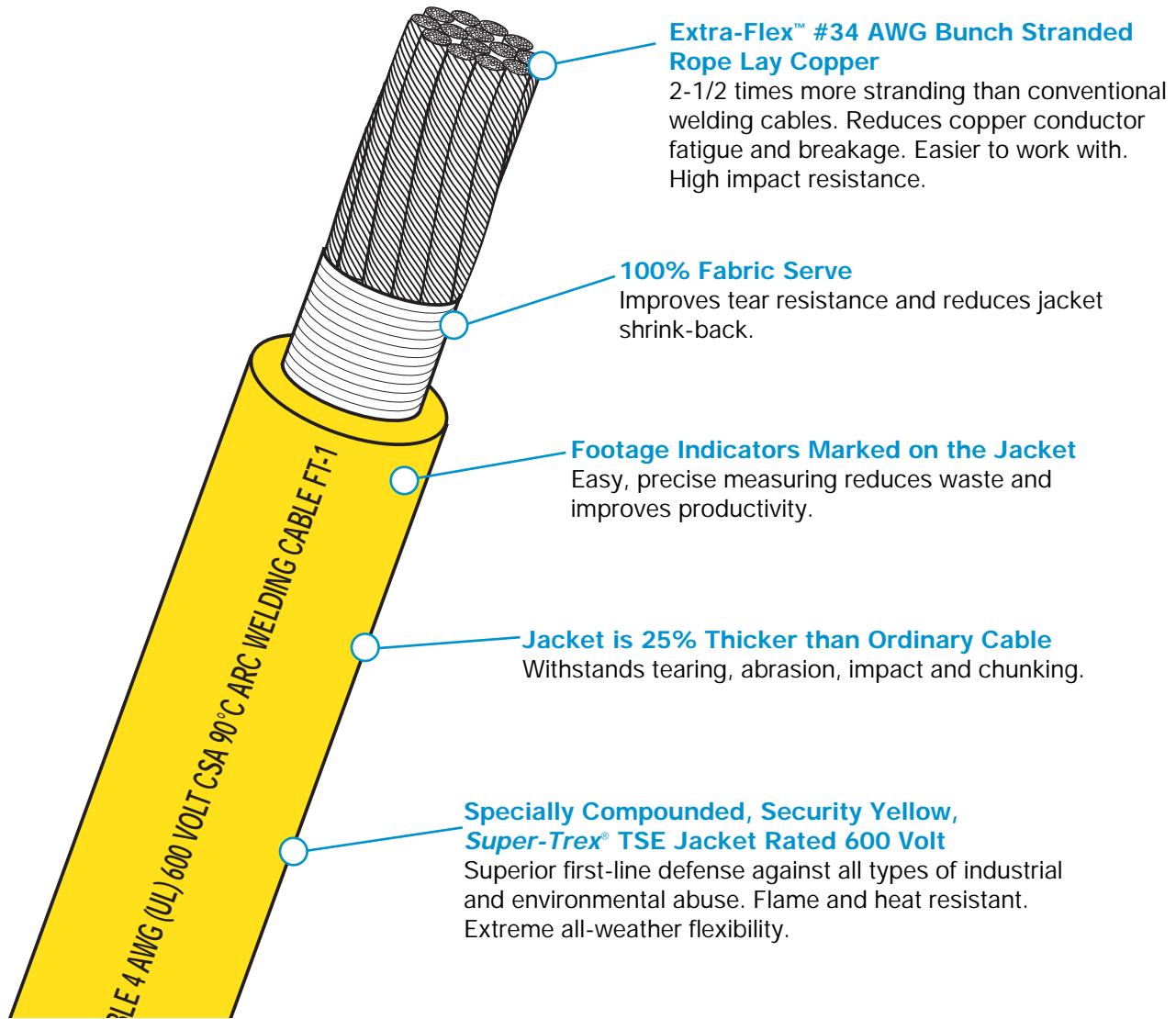


- UL Listed
- CSA Certified

- Rated 90°C
- Extra Hard Usage

- UV Resistant
- 600 Volt

- FT-1
- RoHS Compliant



ORDERING INFORMATION

PART NO.	CABLE SIZE (AWG)	CONDUCTOR STRANDING	JACKET THICKNESS (IN.)	NOMINAL O.D. (IN.)	WT. (LBS.) PER 1000'
86310	6	660 x 34	.080	.370	132
86311	4	1045 x 34	.093	.450	202
86312	2	1650 x 34	.103	.540	305
86313	1	2090 x 34	.103	.580	380
86314	1/0	2640 x 34	.115	.620	416
86315	2/0	3300 x 34	.115	.700	558
86316	3/0	4256 x 34	.140	.800	710
86317	4/0	5225 x 34	.158	.900	906

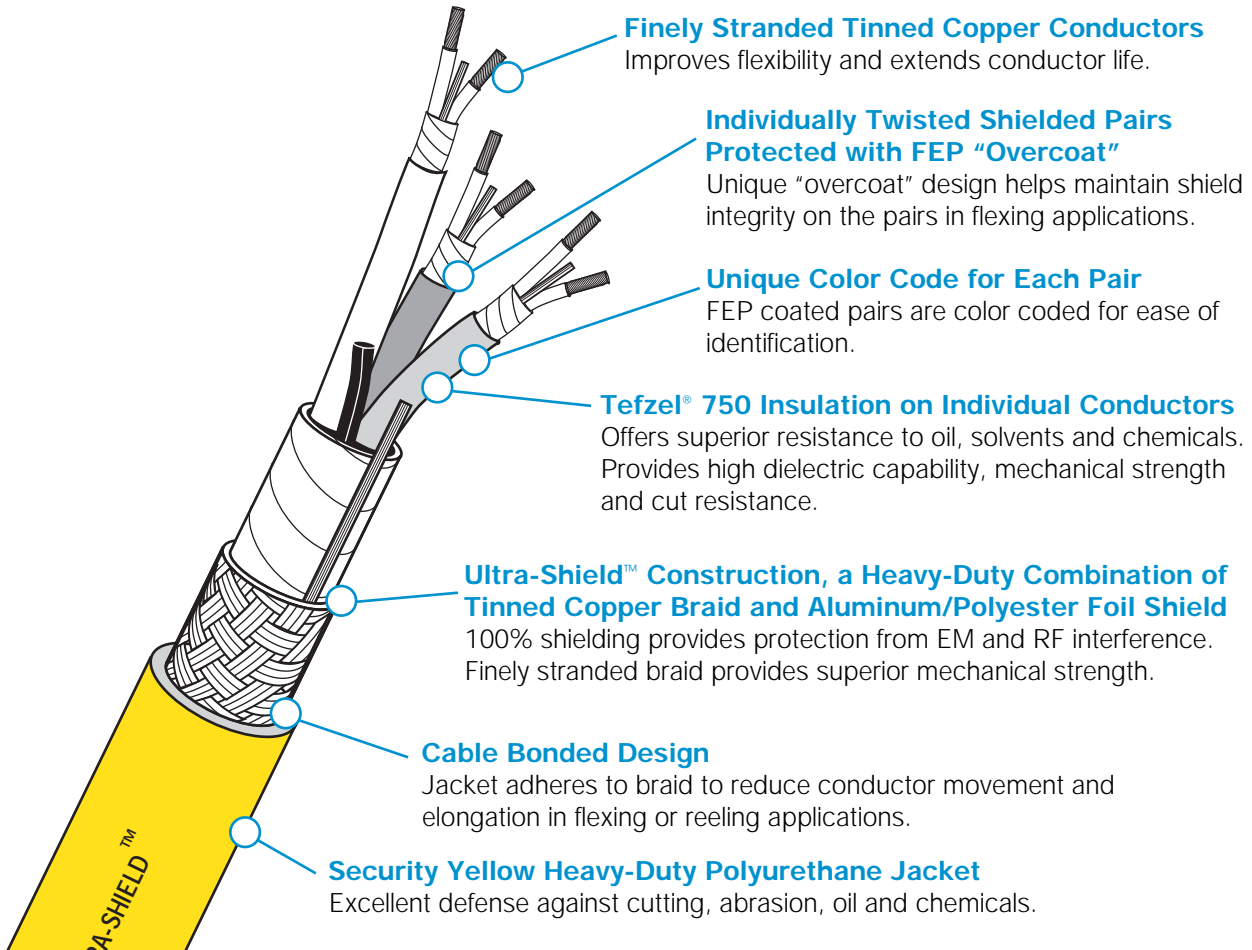
TREX-ONICS® INDIVIDUALLY SHIELDED, MULTI-PAIR CONTROL CABLE



- UL Recognized 90°C
- CSA Certified 80°C

- Compact Design
- MSHA Approved

- 600 Volt
- RoHS Compliant



ORDERING INFORMATION

PART NO.	CONDUCTOR SIZE (AWG)	NO. OF PAIRS	CONDUCTOR STRANDING	AMPACITY*	INSULATION THICKNESS (IN.)	INDIA. PAIRS DRAIN WIRE	OVERALL DRAIN WIRE	JACKET THICKNESS (IN.)	NOM O.D. (IN.)	WT. (LBS.) PER 1000'
68302	18	2	19/30	19.0	.010	23 AWG	22 AWG	.060	.440	110
68303	18	3	19/30	16.5	.010	27 AWG	22 AWG	.060	.490	142
68304	18	4	19/30	16.5	.010	27 AWG	22 AWG	.065	.540	163
68306	18	6	19/30	16.5	.010	27 AWG	22 AWG	.075	.650	245
68309	18	9	19/30	12.0	.010	27 AWG	22 AWG	.080	.790	320
68312	18	12	19/30	12.0	.010	27 AWG	22 AWG	.080	.840	405
68502	20	2	19/32	13.5	.010	22 AWG	22 AWG	.050	.405	74
68503	20	3	19/32	10.8	.010	22 AWG	22 AWG	.050	.430	92
68504	20	4	19/32	9.5	.010	22 AWG	22 AWG	.055	.465	118
68506	20	6	19/32	6.7	.010	22 AWG	22 AWG	.060	.555	161
68509	20	9	19/32	6.7	.010	22 AWG	22 AWG	.070	.700	247
68512	20	12	19/32	6.0	.010	22 AWG	22 AWG	.075	.715	264
68402	24	2	19/36	8.0	.010	27 AWG	26 AWG	.045	.330	62
68403	24	3	19/36	7.0	.010	27 AWG	26 AWG	.050	.360	79
68404	24	4	19/36	7.0	.010	27 AWG	26 AWG	.055	.385	86
68406	24	6	19/36	7.0	.010	27 AWG	26 AWG	.060	.470	126
68409	24	9	19/36	5.0	.010	27 AWG	26 AWG	.065	.570	160
68412	24	12	19/36	5.0	.010	27 AWG	26 AWG	.070	.600	215

*Ampacities are based on 30° C ambient and 90° C conductor temperature. These values are to be used as a guideline and may vary according to the actual cable application.

OVERALL SHIELDED CONTINUOUS FLEX MULTI-CONDUCTOR CABLE



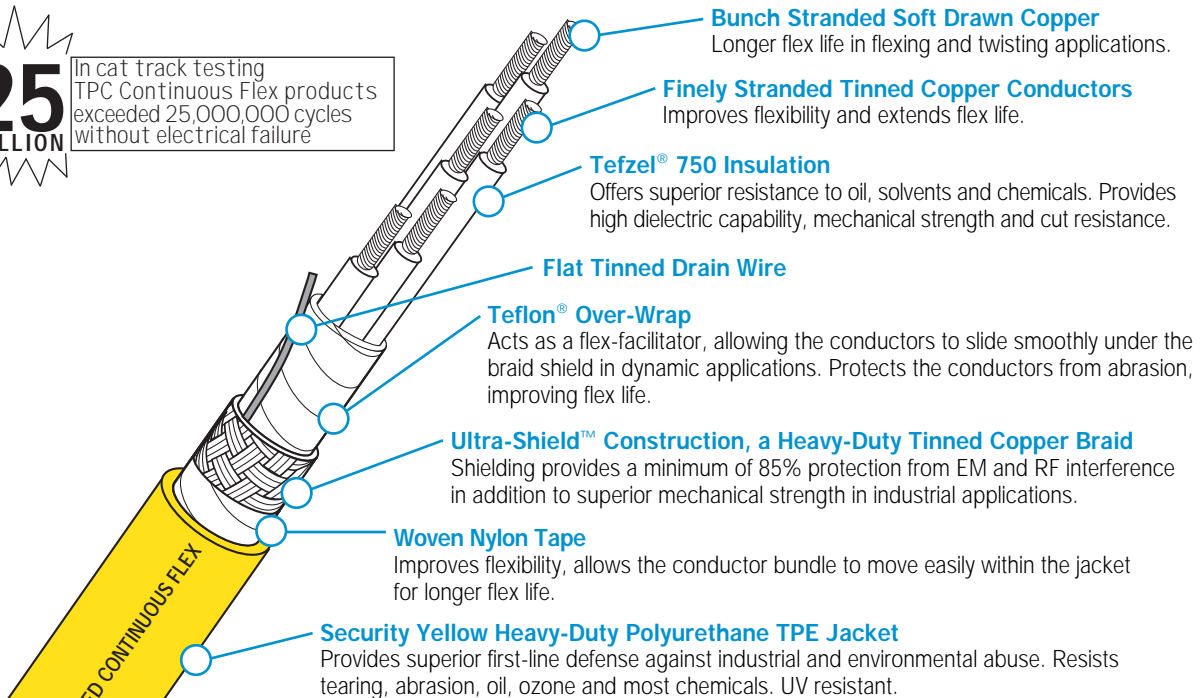
- UL Recognized 90°C
- CSA Certified 80°C

- Designed for Continuous Flex Applications
- MSHA Approved

- 600 Volt
- 90°C
- RoHS Compliant



In cat track testing TPC Continuous Flex products exceeded 25,000,000 cycles without electrical failure



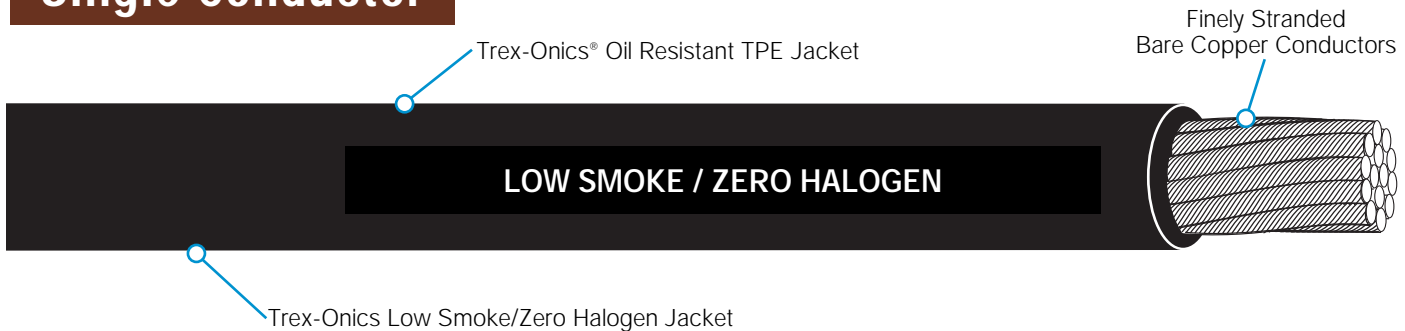
ORDERING INFORMATION

PART NO.	CABLE AWG/COND	STRANDING NO./AWG	AMPACITY* AMPACITY*	DRAIN WIRE	INSULATION NOMINAL O.D. THICKNESS (IN.)	WT. (LBS.) Per 1000'
61705	16/5	65/34	20.0	20AWG	.385	110
61709	16/9	65/34	17.0	20AWG	.435	158
61712	16/12	65/34	12.0	20AWG	.465	185
61719	16/19	65/34	12.0	20AWG	.575	286
61725	16/25	65/34	11.0	20AWG	.640	360
61731	16/31	65/34	9.6	20AWG	.655	412
61402	18/2	41/34	18.0	20AWG	.250	50
61403	18/3	41/34	18.0	20AWG	.265	54
61404	18/4	41/34	14.4	20AWG	.280	58
61406	18/6	41/34	14.4	20AWG	.320	88
61409	18/9	41/34	13.0	20AWG	.400	110
61412	18/12	41/34	9.0	20AWG	.415	145
61418	18/18	41/34	9.0	20AWG	.485	210
61424	18/24	41/34	8.1	20AWG	.560	265
61433	18/33	41/34	7.2	20AWG	.615	322
61449	18/49	41/34	6.3	20AWG	.875	496
61465	18/65	41/34	6.3	20AWG	.980	628
61502	20/2	26/34	13.5	22AWG	.235	40
61506	20/6	26/34	10.8	22AWG	.290	68
61509	20/9	26/34	9.5	22AWG	.360	89
61512	20/12	26/34	6.8	22AWG	.375	110
61518	20/18	26/34	6.8	22AWG	.430	148
61524	20/24	26/34	6.0	22AWG	.495	192
61526	20/26	26/34	6.0	22AWG	.500	196
61602	24/2	19/36	8.0	24AWG	.210	28
61604	24/4	19/36	6.4	24AWG	.225	32
61606	24/6	19/36	6.4	24AWG	.255	41
61609	24/9	19/36	5.6	24AWG	.300	51

*Ampacities are based on 30° C ambient and 90° C conductor temperature. These values are to be used as a guideline and may vary according to the actual cable application.

LOW SMOKE ZERO HALOGEN UNSHIELDED POWER CABLE

Single Conductor



ORDERING INFORMATION

PART NO.	CABLE SIZE AWG/COND.	CONDUCTOR STRANDING	AMPACITY	INSULATION THICKNESS (IN.)	JACKET THICKNESS (IN.)	NOM. O.D. (IN.)	WT. (LBS.) PER 1000'
26401*	4	413/30	140	.032	.032	.394	209
26402*	2	665/30	190	.032	.032	.466	318
26403*	1	836/30	220	.042	.032	.525	379

*Call for availability

Multi-Conductor



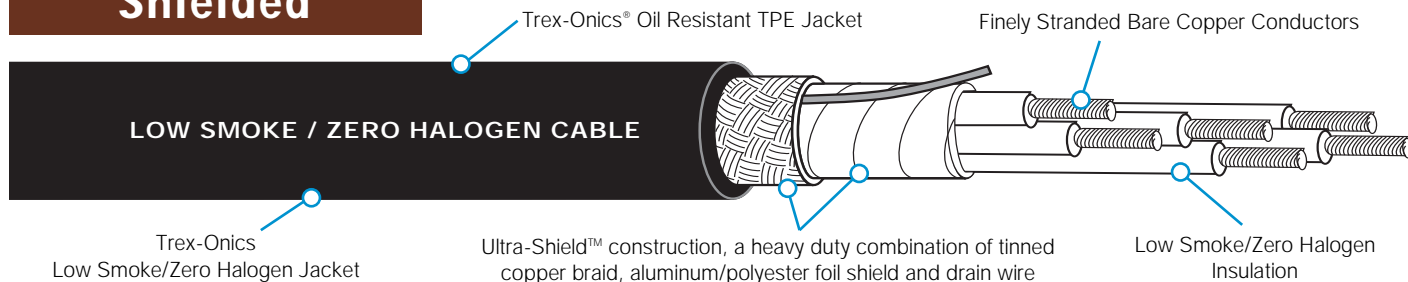
ORDERING INFORMATION

PART NO.	CABLE SIZE AWG/COND.	CONDUCTOR STRANDING	AMPACITY	INSULATION THICKNESS (IN.)	JACKET THICKNESS (IN.)	NOM. O.D. (IN.)	WT. (LBS.) PER 1000'
25407*	4/2	413/30	95	.032	.053	.769	820
25207*	4/3	413/30	95	.032	.053	.882	954
25208*	4/4	413/30	95	.032	.053	.904	1187
25408*	2/2	665/30	130	.032	.067	.941	1190
25209*	2/3	665/30	130	.032	.067	1.005	1297
25110*	2/4	665/30	130	.032	.067	1.106	1663

*Call for availability

LOW SMOKE ZERO HALOGEN MULTI-CONDUCTOR CONTROL CABLE


Shielded



SHIELDED ORDERING INFORMATION

PART NO. SHIELDED	CABLE SIZE AWG/COND.	CONDUCTOR STRANDING	AMPACITY	INSULATION THICKNESS (IN.)	JACKET THICKNESS (IN.)	NOM. O.D. (IN.)	WT. (LBS.) PER 1000'
28505S*	16/5	26/30	14	.012	.047	.346	117
28512S*	16/12	26/30	9	.012	.047	.472	247
28519S*	16/19	26/30	9	.012	.055	.559	374
28525S*	16/25	26/30	8	.012	.063	.654	528
28403S*	14/3	41/30	15	.014	.047	.338	122
28404S*	14/4	41/30	15	.014	.047	.364	155
28405S*	14/5	41/30	15	.014	.047	.392	196
28412S*	14/12	41/30	7.5	.014	.055	.559	422
28703S*	12/3	65/30	20	.016	.047	.398	210
28704S*	12/4	65/30	20	.016	.047	.438	241
28705S*	12/5	65/30	16	.016	.047	.474	293
28712S*	12/12	65/30	10	.016	.047	.675	514
28603S*	10/3	105/30	30	.018	.047	.465	343
28604S*	10/4	105/30	30	.018	.047	.506	388
28605S*	10/5	105/30	24	.018	.055	.565	470
28612S*	10/12	105/30	15	.018	.063	.807	824

Non-Shielded



NON-SHIELDED ORDERING INFORMATION


PART NO. UNSHIELDED	CABLE SIZE AWG/COND.	CONDUCTOR STRANDING	AMPACITY	INSULATION THICKNESS (IN.)	JACKET THICKNESS (IN.)	NOM. O.D. (IN.)	WT. (LBS.) PER 1000'
28505	16/5	26/30	14	.012	.047	.321	97
28512	16/12	26/30	9	.012	.047	.441	206
28519	16/19	26/30	9	.012	.055	.528	312
28525	16/25	26/30	8	.012	.063	.623	440
28403*	14/3	41/30	15	.014	.047	.313	102
28404*	14/4	41/30	15	.014	.047	.339	129
28405*	14/5	41/30	15	.014	.047	.367	163
28412*	14/12	41/30	7.5	.014	.055	.528	352
28703*	12/3	65/30	20	.016	.047	.373	175
28704*	12/4	65/30	20	.016	.047	.407	201
28705*	12/5	65/30	16	.016	.047	.443	244
28712*	12/12	65/30	10	.016	.055	.644	428
28603*	10/3	105/30	30	.018	.047	.434	286
28604*	10/4	105/30	30	.018	.047	.475	323
28605*	10/5	105/30	24	.018	.055	.534	392
28612*	10/12	105/30	15	.018	.063	.776	687

*Call for availability

HIGH TEMP POWER AND CONTROL CABLES

-70°C to 150°C Rated • 600V

Super-Trex High Temp Power and Control Cables were specially designed to operate in extremes of temperature ranging from -70°C to 150°C. The higher temperature capability of the jacketing and insulating materials allows this cable to handle 15-20% higher ampacity loads than standard power cables at the same ambient temperature rating.



Tinned Conductors

Resists Corrosion, easier to solder.

Stranded Copper Conductors

Improves flexibility, helps reduce conductor fatigue and breakage in continuous flex applications.

XLP Conductor Insulation System

Temperature rating of insulation system matched to jacket to provide maximum protection in high temperature applications. Heavy duty design provides extra cut through protection.

High Temperature XLP Jacket

Protects cable from heat generated from high intensity battery discharge. Heavy duty jacket protects cable from cutting, abrasion and impact.

O R D E R I N G I N F O R M A T I O N

Part No.	Cable Size AWG/Cond.	Stranding	Ampacity ⁽¹⁾	Insulation Thickness (IN.)	Jacket Thickness (IN.)	Nominal O.D. (IN.)	Wt. (LBS.) per 1,000 ft.
71463A*	6/3	259/30	96	0.06	0.06	0.833	745
71443*	4/3	413/30	120	0.06	0.08	1.006	783
71443A*	4/3	413/30	120	0.05	0.073	0.940	637
71444*	4/4	413/30	120	0.06	0.07	1.090	1230
71424*	2/4	655/30	160	0.06	0.08	1.270	1685
71422*	2/2	655/30	160	0.06	0.08	1.070	1095
71419*	14/19	41/30	17	0.03	0.06	0.830	535

*Call for availability


(1) Ambient Temperature Rating of 40° C, 150° C Conductor Temperature. Based on at least 3 current carrying conductors. Used Table 310.18 of the NEC.

200°C RATED BATTERY CABLE

K-Fiber Jacket provides long life in flexing and abrasive applications

Control Conductors

Each cable contains control conductors for brakes or thermal control.



Tinned Copper Conductors

Provides flexibility and corrosion protection.

Teflon® Insulation

Provides high temperature dielectric protection for the conductors as well as providing a chemical and moisture barrier.

High Temperature Fillers

Insure a round uniform jacket for ease of installation.

K-Fiber Jacket

Braided Kevlar® jacket designed for long life in flexing and abrasive applications.

ORDERING INFORMATION

PART NO.	CABLE SIZE AWG/COND	VOLTAGE	AMPACITY*	NOMINAL O.D. (Inches)	WEIGHT (Lbs/1000')
95054**	1/0-4, 14/3	1000	370	1.56"	1963
95091**	2/0-2, 14/3	1000	444	1.22"	1186
95092**	3/0-2, 1/0-1, 14/3	1000	518	1.42"	1879
95049**	3/0-4, 14/3	1000	518	1.59"	2717
99974**	4/0-2, 1/0-1, 14/3	300	605	1.53"	2129

**Call for availability

*Based on 10°C ambient with 200°C conductor temperature

Additional sizes and configurations available. Call our Engineered Products Department for more information.

EXTREME TEMPERATURE CABLE (-70°C to + 150°C)

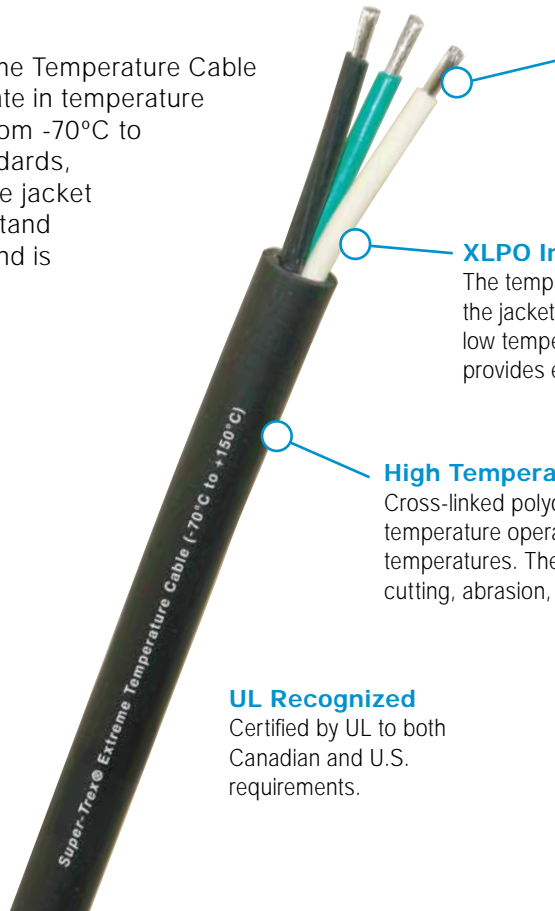


• 1000V Rated

• RoHS Compliant

• FT1 Flame Rating

Super-Trex Extreme Temperature Cable is designed to operate in temperature extremes ranging from -70°C to 150°C per ISO standards, (UL/cUL 105°C). The jacket is designed to withstand mechanical abuse and is resistant to UV light, water, oil and chemicals.



Stranded Tinned Copper Conductors

Stranded tinned copper conductors resist corrosion, improves flexibility and helps reduce conductor fatigue and breakage in flexing applications.

XLPO Insulation on Individual Conductors

The temperature rating of the insulation is matched to the jacket to provide maximum protection in high and low temperatures applications. The heavy duty design provides extra cut through protection.

High Temperature XLPO Jacket

Cross-linked polyolefin jacket protects the cable from high temperature operation and remains flexible at extreme cold temperatures. The heavy duty jacket provides protection from cutting, abrasion, water, oils, chemicals and is UV resistant.

UL Recognized

Certified by UL to both Canadian and U.S. requirements.

CONDUCTOR	COLOR
1	White
2	Black
3	Green
4	Red

ORDERING INFORMATION

Part No.	Cable Size AWG/Cond.	Conductor Stranding	Ampacity*	Nom. Dia. (in.)	Jacket Thickness (in.)	Wt. (lbs.) per 1000 ft.
87840	14/3	41/30	34	0.426	.065	106
87841	14/4	41/30	27	0.460	.065	130
87835	12/3	65/30	43	0.465	.065	141
87836	12/4	65/30	34	0.503	.065	172
87830	10/3	105/30	55	0.492	.065	192
87831	10/4	105/30	44	0.536	.065	238
87825**	8/3	168/30	76	0.685	.060	306
87826**	8/4	168/30	61	0.790	.080	482
87820**	6/3	259/30	96	0.814	.080	448
87821**	6/4	259/30	77	0.889	.080	593
87815**	4/3	413/30	120	0.933	.080	653
87816**	4/4	413/30	96	1.022	.080	871
87810**	2/3	665/30	160	1.074	.080	991
87811**	2/4	665/30	128	1.179	.080	1328

*Ambient temperature rating of 40° C, 150° C conductor temperature. Based on at least 3 current carrying conductors. Reference Table 310.18 of the NEC.

**Call for availability

TYPE SH MEDIUM VOLTAGE SINGLE CONDUCTOR POWER CABLE

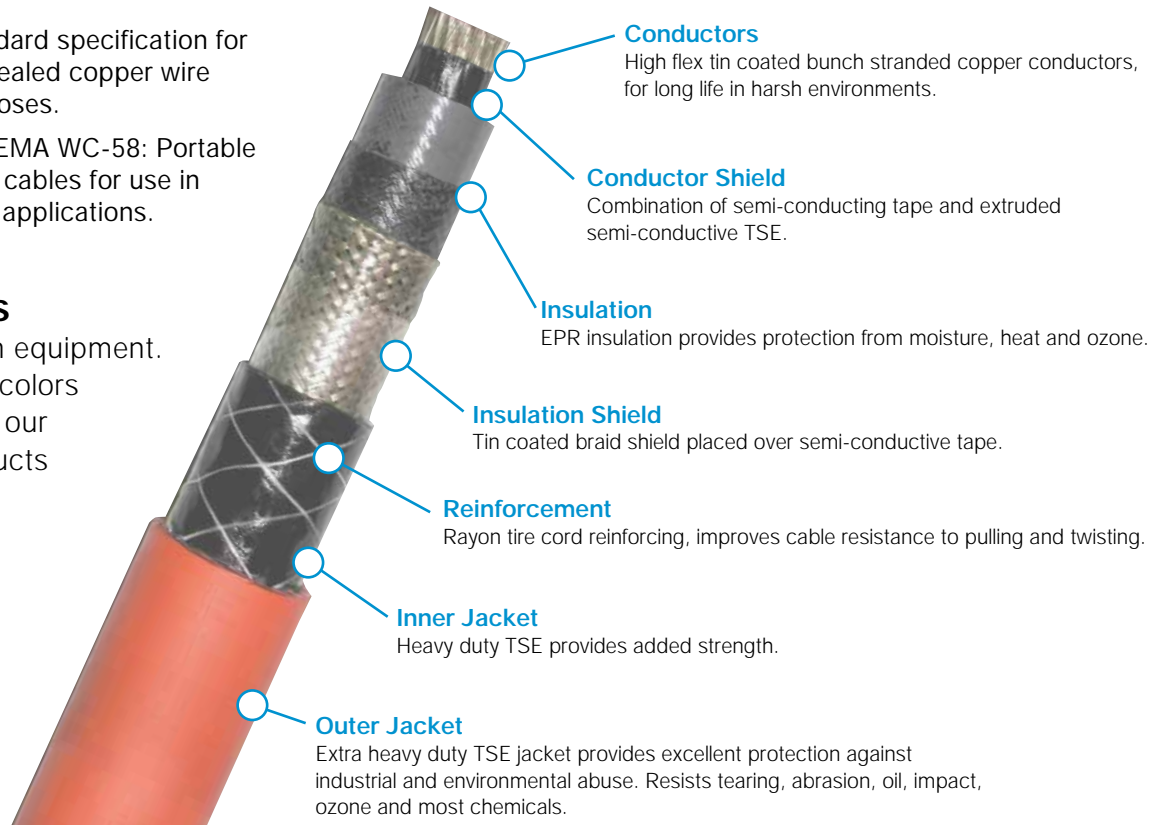
- 5,000 Volt - Yellow
- 15,000 Volt - Orange
- 25,000 Volt - Red
- 35,000 Volt - Black
- 90°C
- CSA Approved*

RATINGS

- ASTM B-33: Standard specification for tinned soft or annealed copper wire for electrical purposes.
- ICEA S-75-381/NEMA WC-58: Portable and power feeder cables for use in mines and similar applications.

APPLICATIONS

Mobile substation equipment. Other series and colors available through our Engineered Products Department.



ORDERING INFORMATION

	PART NO.	CABLE SIZE AWG/COND.	CONDUCTOR STRANDING	AMPACITY	INSULATION THICKNESS (IN.)	JACKET THICKNESS (IN.)	NOMINAL O.D. (IN.)	CABLE WT. (LBS.) PER 1000'
5kV YELLOW	70502	2	259	190	.110	.125	.975	674
	70540	4/0	532	400	.110	.155	1.300	1393
	70102	2	259	195	.210	.155	1.203	881
15kV ORANGE	70110	1/0	266	260	.210	.155	1.325	1147
	70140	4/0	532	400	.210	.170	1.497	1594
	70135	350	888	550	.210	.170	1.765	2364
	70150	500	1221	685	.210	.170	1.900	2937
25kV RED	70210	1/0	266	260	.295	.170	1.500	1350
	70240	4/0	532	395	.295	.190	1.713	1909
	70235	350	888	545	.295	.190	1.886	2517
	70250	500	1221	680	.295	.205	2.048	3168
35kV* BLACK	70275	750	1850	870	.295	.205	2.253	4253
	70316	1/0	266	260	.340	.170	1.725	1632
	70340	4/0	532	395	.340	.190	1.895	2235
	70335	350	888	545	.340	.205	2.100	2901
	70350	500	1221	680	.340	.205	2.280	3396

*35kV is NOT CSA Approved

HEAVY DUTY CABLE STRIPPER

Don't take chances when trying to strip large cables with dangerous box cutters! Use the new Heavy Duty Cable Stripper from TPC Wire & Cable. The tool will easily and safely strip the jacket of cables ranging in diameter from 1/4" up to 2-1/4". All too often, the only option you have when stripping large rubber jacketed cables is to use a knife. This is dangerous and inaccurate. The TPC Heavy Duty Cable Stripper is easy to use, provides precise cuts, and protects people from injury.



ORDERING INFORMATION

PART NO.	CORD O.D. RANGE
91470	.25 – 2.25

Blade Replacement



PART NO. 11470

ADDITIONAL TOOLS



Small Diameter Cable Stripper
PART NO. 91400

CORD O.D. RANGE (IN.)
.125 to .675



Large Diameter Cable Stripper
PART NO. 91450

CORD O.D. RANGE (IN.)
.375 to .875



Small Cable Stripper
PART NO. 91100

CORD O.D. RANGE (IN.)
.25 to .75



Large Cable Stripper
PART NO. 91200

CORD O.D. RANGE (IN.)
.75 to 1.25



Rotary Cable Stripper
PART NO. 91300

CORD O.D. RANGE (IN.)
up to .50



Cable Cutter
PART NO. PVC-100

CORD O.D. RANGE (IN.)
.25 to .75

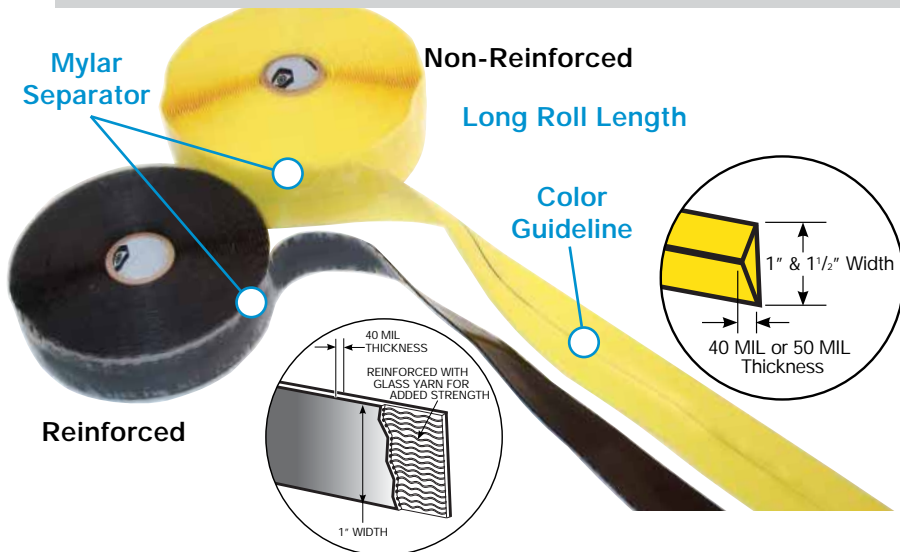


Wire Stripper
PART NO. HY510B

CORD O.D. RANGE (IN.)
.0395 to .1260

VULKO-WRAP™ INSULATING MATERIAL

- Self-Vulcanizing Wrap
- High Dielectric Strength
- Temperature Rating (-60°F to +400°F)
- Reinforced with Glass Yarn Fiber
- RoHS Compliant



OTHER APPLICATIONS

- Bus Bar Insulation
- Corrosive Areas
- Electroplating Dangles
- Food Related Equipment
- HVAC Equipment
- Lift Truck Battery Cable Terminals
- Motor Leads
- Temporary Repair of Low Pressure Air and Hydraulic Lines
- Transformer Tap Lead Insulation
- Washdown Areas

For Non-Reinforced

SPECIFICATIONS Meets U.S. Military Spec. MIL-I-46852, superseded by CID A-A-59163.

DIELECTRIC STRENGTH (Per ASTM D-149): 300 volts per mil of finished wrap thickness for 40 mil and 275 volts per mil of finished wrap thickness for 50 mil.

TENSILE/BREAK STRENGTH (Per ASTM D-412): 700 PSI Min.; 17 lbs. for 40 mil; 42 lbs. for 50 mil.

ELONGATION (Per ASTM D-412): 300% minimum.

SHELF LIFE Product should be stored at 70°F or less for maximum shelf life. Store in original packaging in clean dry environment when not in use.

PRODUCT LIMITATION Vulko-Wrap has a low abrasion and cut resistance. A protective overwrap is recommended for applications exposed to dragging or impact.

For Reinforced

SPECIFICATIONS Meets U.S. Military Spec. MIL-I-22444C.

DIELECTRIC STRENGTH (Per ASTM D-149) 500 volts per mil of finished wrap thickness for 40 mil.

ELONGATION (Per ASTM D-412) 15% minimum.

SHELF LIFE Product should be stored at 70°F or less for maximum shelf life. Store in original packaging in clean dry environment when not in use.

REINFORCEMENT Reinforcing braid embedded in center of material provides enhanced mechanical strength while still allowing the product to cover irregular shapes.

High Dielectric Strength

Can be used for all electrical connections.

Specially Compounded, Synthetic Silicone Elastomer

Resistant to oil, water, ozone, and many chemicals. Wide temperature range from -60° F to +400° F.

Vulcanizes Immediately

Requires no heat – becomes fully bonded in 24 hours at room temperature. Remains pliable over time.

No Adhesives – Adheres Only to Itself

Easy to remove – leaves no residue. Covered fittings are immediately reusable.

Triangular Shape with Color Guideline

Allows even thickness for uniform high dielectric strength.

Non-Reinforced Product Stretches to Approximately 2-1/2 Times its Length

Conforms to irregular shapes and uneven surfaces. Can be used on parts which move or vibrate.

Width 1" to 1-1/2"

Covers more surface than ordinary tape with a single wrap.

Available in 40 MIL or 50 MIL Thickness

Extra thick design allows wrapping over sharp and irregular surfaces without tearing or puncturing.

ORDERING INFORMATION

PART NO.	THICKNESS WIDTH & LGTH.	COLOR	DIELECTRIC STRENGTH	MEETS MIL SPEC	NO. OF WRAPS	FINISHED THICKNESS	VOLTAGE PROTECTION
98412 Non-Reinforced	40 Mil 1 in. x 36 ft.	Yellow	300 Volts/Mil	MIL-I-46852	1	20 mil	5,500
					2	40 mil	11,000
					3	60 mil	16,500
98512 Non-Reinforced	50 Mil 1 in. x 36 ft.	Yellow	275 Volts/Mil	MIL-I-46852	1	25 mil	6,875
					2	50 mil	13,750
					3	75 mil	20,625
98412BK Non-Reinforced	40 Mil 1 in. x 36 ft.	Black	300 Volts/Mil	MIL-I-46852	1	20 mil	5,500
					2	40 mil	11,000
					3	60 mil	16,500
98512BK Non-Reinforced	50 Mil 1 1/2 in. x 36 ft.	Black	275 Volts/Mil	MIL-I-46852	1	25 mil	6,875
					2	50 mil	13,750
					3	75 mil	20,625
18412 Reinforced	40 Mil 1 in. x 36 ft.	Black	500 Volts/Mil	MIL-I-22444C	1	36 mil	18,000
					2	72 mil	36,000
					3	108 mil	54,000

Assumes 50% overlap and stretching the wrap 2.5 times. Assumes 25% overlap and stretching the wrap 10%.

ABRASION RESISTANT ULTRA-SLEEVE™ WITH CLOSURES

- Multiple Closure Options
- Excellent Abrasion Resistance
- Heavy Duty Construction

- Quick and Easy Installation
- Multiple Lengths and ODs
- RoHS Compliant



Velcro Closure



Zipper Closure



Velcro and Zipper Closure

Unique Closure Designs for Quick Installation

Select Velcro, Zipper or combination Velcro & Zipper closure design. Provides quick field installation and removal of sleeving.

Abrasion Resistant Finishing Compounds

Specially designed with heavy duty nylon/polyester fibers and impregnated with abrasion resistant polymers to provide abrasion protection in harsh applications.

Extra Thick Braid

Offers superior protection in abusive environments.

Protects Cables and Equipment

Protect cables from wear due to abrasion. Decrease downtime due to cable failure. Prevents equipment being marred by chains or cables.

Available in Varying ODs

Allows you to buy the right size for the job. Protects most cable sizes.

ORDERING INFORMATION

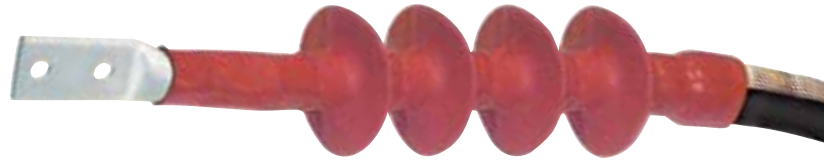
SLEEVING INNER DIAMETER (IN.)	LENGTH (FT.)	VELCRO CLOSURE	ZIPPER CLOSURE	VELCRO & ZIPPER CLOSURE
1.50"	2'	49652	49752	49852
	3'	49632	49732	49832
	4'	49642	49742	49842
	6'	49602	49702	49802
	8'	49612	49712	49812
	10'	49622	49722	49822
3.00"	2'	49653	49753	49853
	3'	49633	49733	49833
	4'	49643	49743	49843
	6'	49603	49703	49803
	8'	49613	49713	49813
	10'	49623	49723	49823
4.75"	2'	49655	49755	49855
	3'	49635	49735	49835
	4'	49645	49745	49845
	6'	49605	49705	49805
	8'	49615	49715	49815
	10'	49625	49725	49825

Color may vary. Velcro is a registered trademark of Velcro Industries.

CONNECTOR ASSEMBLIES

Type SH Termination

Standard or Custom Terminations Available
 Type SH medium voltage single conductor power cable can be connectorized with Type SH terminations to fit your specific requirements. Cable can be cut to any length.



Heavy Duty Lug Termination


Crimp Connections from 10 AWG to 750MCM
 Standard or custom lugs and terminals. Custom cutting to specific lengths. Custom marking and packaging available.



Control/Power Assemblies

Industrial Circular Connectors
 Available in three styles. A-Line Style is bayonet design for medium duty applications. V-Line Style uses a ratcheting threaded design for heavy duty applications. X-Line uses a threaded coupling for heavy duty applications.


A-Line



V-Line




X-Line



Custom and Molded D-Sub Assemblies

D-sub assemblies available in various configurations and pinouts for customer specific applications. Environmental protection and durability provided with molded versions.



Custom Designed Lugs

Image at right is made of titanium for corrosion prevention. Strain relief covering cable jacket to prevent copper stranding fatigue and breaking in flexing applications.



PRODUCT APPLICATIONS

PRODUCT CATEGORIES/APPLICATIONS	PORTABLE CORD	PORTABLE POWER	MULTI-COND.	WELDING CABLE	HIGH TEMP.
All for General Use	○				
Basic Wiring					○
Battery				○	
Battery Charger				○	
Boilers Wiring					○
Burners					○
Bus Wrap					
Coal Belt Trippers	○	○	○		
Control Loops			○		
Conveyors	○	○			
Cooling Fans	○				
Cranes – Floor			○	○	
Cranes – Gantry			○		
Cranes – Jib	○				
Cranes – Outdoor		○			
Cranes – Pendant					
DCS Controller					
Extension (cord)	○				
Foot Pedals					
Grounding				○	
Hoists – Hand	○				
Hoists – Other			○		
Jumpers				○	
Lighting – Portable	○				
Lights – Headlamps					○
Limit Switches					
Machine Tools			○		
Material Handling Equipment					
Mining Machinery		○	○		
Mobile Equipment		○			
Motors	○	○			
Pumps	○	○			
Railroad Standby Power	○	○			
Reels	○	○			
Saws & Drills	○	○	○		
Sensing Equipment		○			
Shielded Applications					
Shovels & Dredges	○	○	○		
Signaling Equipment	○				
Telecommunications					
Terminations – Motor					
Thawing Sheds		○			
Transformers		○			
Welder – Maintenance				○	

This matrix displays TPC products and appropriate applications within the mining industry.



**SUPER-TREX® & TREX-ONICS® CABLES
HAVE EXHIBITED RESISTANCE TO
RODENT DAMAGE**

SH	VULKO-WRAP	QCs	TREX-ONICS	MECHANICAL ASSY.	ACCESSORIES	CLEAR GROUND	POWER CABLE
				●	●	●	
	●						
			●				
		●					
			●				
		●	●	●			
						●	
		●					
		●					
			●				
	●						●
			●				
			●				
			●				
			●				
	●						
●							

It's easy to do business with TPC WIRE & CABLE

Super-Trex®

Trex-Onics®

Thermo-Trex®

Chem-Gard™


Quick-Connects™

Flex-Net™

Vulko-Wrap™

Kord-Gard™

Grip-Seal™



Cable & Connector Accessories

Power & Control Assemblies

Engineered Products

USA 800-521-7935

FAX 216-525-4392

CANADA 800-545-0122

TOLL FREE MEXICO 001-800-290-5614

TOLL FREE PERU 0800-53931-800-290-5614

TOLL FREE CHILE 1230-020-5842

TOLL FREE COLUMBIA 009-0-1-800-915-6832

ONLINE www.tpcwire.com



TPC WIRE & CABLE CORP.

A Premier Farnell Company

**7061 E. PLEASANT VALLEY RD.
INDEPENDENCE, OHIO 44131**

WARRANTY AND DISCLAIMER: Seller makes no warranties, express or implied, with respect to this product, and seller disclaims any implied warranties of merchantability or fitness for any particular purpose. Further, seller will not be responsible for any consequential, incidental or indirect damages (including, but not limited to, any loss of profit) from any cause whatsoever.

TPC958 (10/09) PRINTED IN U.S.A. ©Copyright 2009 by Premier Farnell, LLC. All rights reserved. No portion of this publication, whether in whole or in part, can be reproduced without the express written consent of Premier Farnell, LLC. Tefzel 750, Teflon and Kevlar are registered trademarks of DuPont