







Selector Guide

Automotive Relays		
Series	R51	R52
		
Features	<ul style="list-style-type: none"> • Dust Cover • .250" Quick Connect Terminals • Industry Standard Pinout 	<ul style="list-style-type: none"> • Standard U.S. Footprint • Subminiature Size • Open Frame
Contact Arrangement	SPST-NO, SPDT	SPST-NO, SPDT
Contact Ratings	50A, 70A @ 14VDC	40A @ 14VDC
Coil Voltage	12, 24VDC	12VDC
Nominal Coil Power AC Types DC Types	- 1.6W	- 1.2W
Options () Suffix	Flange Mount (F) PC Board Mount (P)	
Page	54	55

Time Delay Relays				
Series	R28	R30	R32	R34
				
Features	<ul style="list-style-type: none"> • Knob Adjustable • 8-Pin Octal Base • 3 Timing Ranges • $\pm 0.1\%$ Repeatability 	<ul style="list-style-type: none"> • Knob Adjustable • 8-Pin Octal Base • 3 Timing Ranges • $\pm 0.1\%$ Repeatability 	<ul style="list-style-type: none"> • Knob Adjustable • 11-Pin Octal Base • 3 Timing Ranges • $\pm 0.1\%$ Repeatability 	<ul style="list-style-type: none"> • Knob Adjustable • .187" Quick Connect Terminals • 2 Timing Ranges • $\pm 0.1\%$ Repeatability
Mode of Operation	Delay on Operate	Interval Time	Delay on Release (Slow Release)	Delay on Operate
Contact Arrangement	DPDT	DPDT	DPDT	DPDT
Contact Ratings	10A @ 28VDC/120VAC	10A @ 28VDC/120VAC	10A @ 28VDC/120VAC	12A @ 28VDC/120VAC
Input Voltage	120VAC, 24VDC	120VAC, 24VDC	120VAC/DC, 24VDC/AC	120VAC
Delay Time Range AC Types DC Types	0.1 to 300sec 0.1 to 180sec	0.1 to 300sec 0.1 to 180sec	0.1 to 300sec 0.1 to 180sec	0.1 to 180sec -
Page	39	40	41	42