







Selector Guide

Solid State Relays				
Series	RS1	RS2	RS3	RS4
				
Features	<ul style="list-style-type: none"> • Opto Isolated • Upright • Industry Standard Package 	<ul style="list-style-type: none"> • Compatible with TTL Gates • Push-on Connector Terminals • Mounts on a TO3 Transistor Heat Sink 	<ul style="list-style-type: none"> • AC and DC Models • Internal Snubber on AC Models • LED Input Status Indicator on Some Models 	<ul style="list-style-type: none"> • Current or Voltage Input Types • SCR Output • Zero Crossing Switching • Standard 16-Lead DIP w/4 Pins
Contact Arrangement	SPST	SPST	SPST-NO	SPST
Input Ratings	3 to 24VDC	5 to 12VDC	90 to 280VAC 3 to 32VDC	10 to 35mA (RS4-1D1-A) 3.5 to 10VDC (RS4-1D1-B)
Output Voltage	280VAC	20 to 260VAC	24 to 530VAC 0 to 100VDC	20 to 280V (RMS)
Output Current	3A (Flat Pack) 4A (Upright Pack)	7A	10 to 75A (AC Types) 12 to 40A (DC Types)	0.01 to 1A (RMS)
Options () Suffix	Flat Pack (F)		TRIAC Output (T) Random Switching (R) MOSFET DC Version (M)	
Page	100	101	102	103

Solid State Relays (Cont'd)		
Series	RS5	RLYB22 & 32
		
Features	<ul style="list-style-type: none"> • SCR Output • Ultra High Surge rating • Zero Crossing and Random Turn-On Types 	<ul style="list-style-type: none"> • Logic Compatible • Optoisolated • Zero Voltage Switching
Contact Arrangement	SPST-NO	SPST-NO
Input Ratings	3 - 15VDC	5VDC
Output Voltage	12 - 280VAC	240VAC
Output Current	5A	1.5 - 3A
Options () Suffix	Random Turn-On (R)	
Page	104	105