



## Index

| Description   | Page Number |
|---|-------------|
| <b>100T Push Buttons:</b>                           |             |
| General Information .....                           | D2          |
| Push Buttons - Std. & Mushrooms .....               | D4          |
| Key Operated - Push Pull Push Buttons .....         | D5          |
| Illuminated Push Buttons .....                      | D6          |
| Illuminated Push Pull Units .....                   | D7          |
| Pilot Lights & Press-to-Test Pilot Lights .....     | D8          |
| Selector Switches: 2 - 3 - 4 Position .....         | D9          |
| Illuminated Selector Switches: 2 & 3 Position ..... | D11         |
| Joy Sticks: 3 & 5 Position .....                    | D12         |
| Assembled Push Button Units .....                   | D13         |
| Assembled Stations: 1 - 2 - 3 Elements .....        | D13         |
| Assembled Selector Switch Units .....               | D14         |
| Separate Enclosures: 1 - 16 Hole .....              | D15         |
| Legend Plates .....                                 | D16         |
| Accessories .....                                   | D17         |
| Dimensions & Ratings .....                          | D18         |
| Catalog Numbering System .....                      | D19         |
| STAK-LITE NEMA Type 1, 3R, 12, 4X, and 13 .....     | D21         |



D

Joslyn Clark Type 100T Heavy Duty Push Buttons are available in Standard, Mushroom Head, Push Pull, and Key-Operated .

All units are suitable for use in NEMA Type 1, 3, 3R, 4, 4X, 12, and 13 applications when mounted in enclosures rated for those same applications. Although not needed on all Type 4X applications, protective caps provide improved resistance to some corrosive materials. They are not required by UL.

**D** NEMA 13 Oiltight and NEMA 4 Watertight integrity is assured by a unique collapsing neoprene diaphragm. Three neoprene gaskets in back of the panel insure a tight fit and flexibility for different thickness enclosures. The diecast housing fits both standard oiltight mounting holes with a 1-13/64" or 30.56mm diameter.

Single circuit double break contact blocks are made of tough clear plastic for easy contact inspection. Blocks are attached to the operator by a single captive screw and positioning pin to make installation quick and easy. Up to 8 blocks may be stacked on each push button operator (2 wide, 4 deep). Up to 6 blocks on each selector switch.

Brushed aluminum legend plates are held in place by a locking thrust washer which extends through the plate into the panel for easy alignment. Standard legend plates are 1-7/8" square with black etched in letters. Jumbo automotive size 2-1/2" square legends are also available.

### Standard Operators

Interchangeable snap-on, reusable tough molded-in-plastic cups, are available in Black, red, green, yellow, amber, blue, white, and brown. Your choice of three octagonal, brushed aluminum guard rings comes in: Unguarded -Button extends beyond ring for easy access. Guarded -Ring is flush with button to prevent accidental operation. Extended-Ring extends beyond button Guard making accidental operation unlikely.



### Standard and Jumbo Mushroom Head

Both mushroom heads fit the same operator and come in black, red, green, and yellow. The diameter of the standard head is 1-3/8" - jumbo head is 2-1/4" in diameter.

### Illuminated Push Button



Plastic Lens are available in seven colors and in standard and mushroom head (1<sup>3/8</sup>" variety). The operator combines a momentary push button and pilot light in one unit.

### Push-Pull

Both Illuminated and Non-Illuminated standard mushroom heads are available in 2 position maintained operators.

### Key-Operated

When the key-type cylinder lock is depressed with or without key inserted - the operator is locked down and can only be released by the key. A red jumbo mushroom head can be field or factory installed for emergency stop applications. Other types of key operations are obtainable.



Joslyn Clark Type 100T Heavy Duty Selector Switches are available in Standard Knob, Chrome Lever, Key-Operated, Joy Stick and Selector-Push.

The standard knob and chrome lever switches are obtainable with two, three and four position operators. They come in 2 position maintained and spring return; 3 position maintained, spring return form right to center, left to center, right and left to center; and 4 position maintained. Key operated switches come in two or three position maintained and spring return and all 4 position switches are maintained.

There are several cams for all selector switches in order to accomplish numerous types of circuits. Positive indexing assures operating reliability.

Up to eight single circuit contact blocks - four on either side - may be attached to any operator with a single captive screw and positioning pin on each block.

A tip on the locking thrust washer extends through the legend plate to the panel, locking both plate and operator in position.

Legend plates are of brushed aluminum with etched black lettering. An octagonal aluminum guard ring locks operator on the panel adding to the look of quality.

### Standard Knob

Interchangeable knobs are of high-impact plastic in black, red, green, yellow and blue. They fit tightly to an inner white knob which provides an easy-to-see white index mark for the cap.

### Standard Knob Illuminated Selector Switch

Available with seven interchangeable colored lenses in both two position maintained and three position maintained and spring return.

## Selector Switches

### Chrome Lever

These selector switches have the same operating characteristics as the Standard Knob model. An extended chrome lever, 1-3/4" long, provides quick and positive operation with or without gloves.

### Key-Operated



Key-operated switches have the same positive action as the Standard Knob and Chrome Lever types. Operators are obtainable with many key removal positions. There are special keys available for added security.

### Joy Stick


All 3 position and 5 position maintained and spring return joy sticks have the same positive action as the other selector switches. A special joy stick model can be supplied with a release button on top. This prevents movement of the joy stick until the button is depressed - an excellent safety feature.

### Selector-Push

Selector-Push operators combine the actions of a selector switch and momentary push button. A rotating collar provides the selectivity needed to provide for several functions in one operator.



## Pilot Lights



**Joslyn Clark Type 100T Heavy Duty Pilot Lights** are available in Standard and Press-To-Test. A choice of power configurations to match various shock and vibration levels insure longer lamp life. Plastic lenses come in red, green, yellow, amber, blue, white and clear. All lamps have bayonet type bases.

There are four basic power configurations.

- 1 **Transformer Type (120, 240 or 480 Volts)** uses a modular heavy-duty transformer - 50 or 60 Hertz - to step line voltage down to 6 volts for longer lamp life under high shock and vibration conditions.
- 2 **Resistor Type (120 or 240 Volts)** drops voltage to 60 and 120 volts respectively to lengthen lamp life in less severe applications.
- 3 **Full-Voltage Types (6, 12, 24 or 120 Volts)** are used in applications with little shock or vibration. AC and DC rated.
- 4 **Neon Type (120 Volts)** will withstand extremely heavy shock and vibration conditions - use of clear and yellow lens is recommended. AC and DC rated.

### Standard

Dome Lenses are made of thick plastic, fluted to give wide visibility. They come in red, green, yellow, amber, blue, white and clear.

### Press-To-Test

Features and colors are the same as Standard Pilot Lights except the lenses are tubular. A N.O. and a N.C. contact block comes with unit.

## Contact Blocks (600 Volt)



### Features

- Contacts enclosed in a clear plastic housing
- Fine silver contact tips
- Long life steel springs
- Same contact block for all operators
- "Quick-Stack" assembly
- "Easy-Access" terminals
- "One-Block-At-A-Time" removal
- Easy contact mode identification
- UL listed

**Joslyn Clark Type 100T Heavy Duty Contact Blocks** are designed to simplify installation and assure trouble-free operation.

Contacts are enclosed in sturdy plastic to prevent foreign material from entering the block. The clear plastic allows easy contact inspection. Contact tips are made of fine silver for high conductivity. Strong resilient springs reduce contact bounce and assure long reliable operation. The 3/4" blocks may be used on all operators installed side by side and four in tandem.

The single No. 8 tapped-head captive screw and positioning pin on each block make stacking fast and easy. Terminals are inclined for direct access and speedy wiring also angled to provide extra wiring room. A self-rising saddle assures a solid vibration resistant connection at each terminal for two No. 12 copper wires. Individual block removal is automatic without possibility of the entire stack coming off when the top block is removed.

Contact mode is readily identified. Normally-Open contact blocks have green operators marked with both N.O. and  $\text{NO} \text{---} \text{H}$  symbol. The normally-closed blocks have red operators and are marked with N.C. and  $\text{NC} \text{---} \text{H}$  symbol.



D


## Pushbuttons Momentary Operation



## Standard Contact Blocks



Extended Pushbutton



Flush Pushbutton



1-3/8 inch Mushroom Head

| NEMA Type 1, 4, 12, 13 |        |                |           |           |
|------------------------|--------|----------------|-----------|-----------|
| Operator               | Color  | Catalog Number | Price     |           |
| Extended               | Black  | 100T-PB1B      | \$32.00   |           |
|                        | Red    | 100T-PB1R      |           |           |
|                        | Green  | 100T-PB1G      |           |           |
|                        | Yellow | 100T-PB1Y      |           |           |
|                        | Amber  | 100T-PB1A      |           |           |
|                        | Blue   | 100T-PB1E      |           |           |
|                        | White  | 100T-PB1W      |           |           |
|                        | Brown  | 100T-PB1N      |           |           |
|                        | None   | 100T-PB1O      |           | \$32.00   |
|                        | Flush  | Black          |           | 100T-PB2B |
| Red                    |        | 100T-PB2R      |           |           |
| Green                  |        | 100T-PB2G      |           |           |
| Yellow                 |        | 100T-PB2Y      |           |           |
| Amber                  |        | 100T-PB2A      |           |           |
| Blue                   |        | 100T-PB2E      |           |           |
| White                  |        | 100T-PB2W      |           |           |
| Brown                  |        | 100T-PB2N      |           |           |
| None                   |        | 100T-PB2O      | \$32.00   |           |
| 1-3/8 inch Mushroom    |        | Black          | 100T-PB4B | \$68.00   |
|                        | Red    | 100T-PB4R      |           |           |
|                        | Green  | 100T-PB4G      |           |           |
|                        | Yellow | 100T-PB4Y      |           |           |
|                        | None   | 100T-PB4O      | \$60.00   |           |
| 2-1/4 inch Mushroom    | Black  | 100T-PB5B      | \$68.00   |           |
|                        | Red    | 100T-PB5R      |           |           |
|                        | Green  | 100T-PB5G      |           |           |
|                        | Yellow | 100T-PB5Y      |           |           |

| Type               | Symbol | Rod Color          | Catalog Number                       | Price   |
|--------------------|--------|--------------------|--------------------------------------|---------|
| 1-N.O.             |        | Green              | 100T-CB10                            | \$18.00 |
| 1-N.C.             |        | Red                | 100T-CB01<br>100T-CBH01 <sup>2</sup> | \$18.00 |
| 1-N.O.<br>& 1-N.C. |        | 1-Green<br>& 1-Red | 100T-CB11 <sup>1</sup>               | \$36.00 |

1. Consists of one 100T-CB10 and one 100T-CB01 packaged together.
2. Additional spring pressure for resistance to vibration.

## Contact Ratings

| NEMA Rating Desig.                                   | Max. Volts | Amps. |       |            | VA.  |       |
|--|------------|-------|-------|------------|------|-------|
|  |            | Make  | Break | Continuous | Make | Break |
| Maximum A-C Contact Rating Per Pole, 50 or 60 Hertz. |            |       |       |            |      |       |
| A600   | 120        | 60    | 6     | 10         | 7200 | 720   |
|  | 240        | 30    | 3     |            |      |       |
|  | 480        | 15    | 1.5   |            |      |       |
|  | 600        | 12    | 1.2   |            |      |       |
| Maximum D-C Contact Rating Per Pole                  |            |       |       |            |      |       |
| P600   | 125        | 1.1   |       | 5          | 138  | 120   |
|  | 250        | 0.55  |       |            |      |       |
|  | 301-600    | 0.2   |       |            |      |       |

## Pushbutton Color Caps and Mushroom Head

| Color Caps for Flush Unguarded or Guarded Push Buttons |                | 1-3/8 inch Mushroom Head for Mushroom Buttons and Push Pull Units | 2-1/4 inch Mushroom Head for Mushroom Buttons and Push Pull Units |         |
|--|----------------|---|---|---------|
| Color  | Catalog Number | Catalog Number  | Catalog Number  |         |
| Black  | 100T-BB        | 100T-BM4B   | 100T-BM5B   |         |
| Red  | 100T-BR        | 100T-BM4R   | 100T-BM5R   |         |
| Green  | 100T-BG        | 100T-BM4G   | 100T-BM5G   |         |
| Yellow   | 100T-BY        | 100T-BM4Y   | 100T-BM5Y   |         |
| Amber  | 100T-BA        | \$8.00  | \$8.00  |         |
| Blue   | 100T-BE        |   |   |         |
| White  | 100T-BW        |   |   |         |
| Brown  | 100T-BN        |   |   |         |
| Mixed  | 100T-BM        | \$8.00  | 100T-BM4M   | \$32.00 |

## Selection Guide


Select push button operators from table above and contact blocks from table on the right. Select legend plates from page D16.

For complete units see page D13. All units on this page will accept a total of eight contact blocks.

| Item                   | Page | Item               | Page |
|------------------------|------|--------------------|------|
| Accessories            | D17  | Pilot Lights       | D7   |
| Legend Plates          | D16  | Selector Switches  | D8   |
| Ratings and Dimensions | D18  | Special Devices    | D4   |
| Assembled Units        | D13  | Assembled Stations | D13  |

## Ordering Information

Complete Control Unit Consists Of:




Operator  
100T-PB2B

+



Contact Blocks  
100T-CB01

+



Legend Plate  
100T-L07

=


Complete Push Button Unit

## Special Purpose Push Button Units



### Key Operated Push Button


This key operated push button is a chrome, unguarded unit that locks in the depressed position. It must be unlocked with a key to release it. Two keys are provided with each unit.



Key Operated Push Button

### Push-Pull Units

Push-Pull units are available as two position, maintained (buttons remain in the depressed position until manually released). Standard units have 1 3/8 inch mushroom head operator.



Push-Pull Unit

| Description <sup>1</sup>   | Catalog No.   | Price    |
|--|---|----------|
| Unit Locks in Depressed Position Key Required to Release Chrome Unit | 100T-PB61<br>Legend Plate & Contact Blocks Not Included | \$104.00 |

1. 100T-BM6R 2 1/4 inch Red Mushroom Head available for this unit at \$36.00 List Price each.

### Push-Pull Units

Comes with 1 3/8 inch Standard Mushroom Head. Legend Plate and Contact Blocks not included.

| Description | Color <sup>4</sup> | Catalog Number | Price    |
|-------------|--------------------|----------------|----------|
| Maintained  | Black              | 100T-PP4B      | \$104.00 |
|             | Red                | 100T-PP4R      | 104.00   |
|             | None               | 100T-PP40      | 96.00    |

1. For colors not listed, or for units with 2 1/4 inch diameter Mushroom Heads, order with "none" and select desired Mushroom Head from below.

### Standard Contact Blocks

| Type            | Symbol | Rod Color       | Catalog Number                       | Price   |
|-----------------|--------|-----------------|--------------------------------------|---------|
| 1-N.O.          |        | Green           | 100T-CB10                            | \$18.00 |
| 1-N.C.          |        | Red             | 100T-CB01<br>100T-CBH01 <sup>3</sup> | \$18.00 |
| 1-N.O. & 1-N.C. |        | 1-Green & 1-Red | 100T-CB11 <sup>2</sup>               | \$36.00 |

2. Consists of one 100T-CB10 and one 100T-CB01 packaged together.  
3. Additional spring pressure for resistance to vibration.

| Item                   | Page |
|------------------------|------|
| Accessories            | D17  |
| Legend Plates          | D16  |
| Ratings and Dimensions | D18  |


### Mushroom Head Color Caps

| Color  | 1-3/8 inch Mushroom Head for Mushroom Buttons and Push Pull Units |        | 2-1/4 inch Mushroom Head for Mushroom Buttons and Push Pull Units |        |
|--------|---|--------|---|--------|
|        | Catalog Number <sup>5</sup>                                       | Price  | Catalog Number <sup>6</sup>                                       | Price  |
| Black  | 100T-BM4B   | \$8.00 | 100T-BM5B   | \$8.00 |
| Red    | 100T-BM4R   |        | 100T-BM5R   |        |
| Green  | 100T-BM4G   |        | 100T-BM5G   |        |
| Yellow | 100T-BM4Y   |        | 100T-BM5Y   |        |
| Mixed  | 100T-BM4M   | 32.00  | 100T-BM5M   | 32.00  |

5. Packaged 1 per carton except 100T-BM4M contains one of each color.  
6. Packaged 1 per carton except 100T-BM5M contains one of each color.

### Ordering Information

Complete Control Unit Consists Of:




Operator  
100T-PP4B

+



Contact Blocks  
100T-CB01

+



Legend Plate  
100T-L30


=

Complete Push Button Unit



## Illuminated Push Buttons

Illuminated Momentary Push Buttons comes with Standard Lens.  
Legend Plate and Contact Blocks Not Included.



Operator & Lenses  
100T-PBLT1R

### Selection Guide

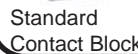
Select Illuminated push button operators from table at left and contact blocks from below. Units without lenses will accept either standard lens or mushroom lens. All units are provided with "unguarded" guard ring. Clear plastic guard 100T-PGR is available at \$36.00 list price.

Select legend plates from pageD16  
For complete units, see pageD13

All units on this page will accept a total of eight contact blocks.

### Standard Contact Blocks

| Type            | Symbol | Rod Color       | Catalog Number                       | Price   |
|-----------------|--------|-----------------|--------------------------------------|---------|
| 1-N.O.          |        | Green           | 100T-CB1O                            | \$18.00 |
| 1-N.C.          |        | Red             | 100T-CBO1<br>100T-CBH01 <sup>4</sup> | \$18.00 |
| 1-N.O. & 1-N.C. |        | 1-Green & 1-Red | 100T-CB11 <sup>3</sup>               | \$36.00 |



Standard Contact Block

3 Consists of one 100T-CB1O and one 100T-CBO1 packaged together.  
4 Additional spring pressure for resistance to vibration.

### Standard Lenses and Mushroom Lenses

| Color  | Catalog Number | Price <sup>5</sup> | Catalog Number | Price <sup>6</sup> |
|--------|----------------|--------------------|----------------|--------------------|
| Red    | 100T-LBR       | \$8.00             | 100T-LBMR      | \$8.00             |
| Green  | 100T-LBG       |                    | 100T-LBMG      |                    |
| Yellow | 100T-LBY       |                    | 100T-LBMY      |                    |
| Amber  | 100T-LBA       |                    | 100T-LBMA      |                    |
| Blue   | 100T-LBE       |                    | 100T-LBME      |                    |
| White  | 100T-LBW       |                    | 100T-LBMW      |                    |
| Clear  | 100T-LBC       |                    | 100T-LBMC      |                    |
| Mixed  | 100T-LBM       | \$56.00            | 100T-LBMM      | \$56.00            |

5. Packaged one per carton except 100T-LBM contains seven lenses, one of each color.

6. Packaged one per carton except 100T-LBMM contains seven lenses, one of each color.

| Type                 | Voltage              | Lamp Number | Lens Color  | Catalog Number <sup>1</sup> | Price    |
|----------------------|----------------------|-------------|-------------|-----------------------------|----------|
| Transformer          | 120 AC only 50/60 Hz | 755         | Red         | 100T-PBLT1R                 | \$128.00 |
|                      |                      |             | Green       | 100T-PBLT1G                 | 128.00   |
|                      |                      |             | None        | 100T-PBLT1O                 | 120.00   |
|                      | 240 AC only 50/60 Hz | 755         | Red         | 100T-PBLT2R                 | \$128.00 |
|                      |                      |             | Green       | 100T-PBLT2G                 | 128.00   |
|                      |                      |             | None        | 100T-PBLT2O                 | 120.00   |
| 480 AC only 50/60 Hz | 755                  | Red         | 100T-PBLT4R | \$128.00                    |          |
|                      |                      | Green       | 100T-PBLT4G | 128.00                      |          |
|                      |                      | None        | 100T-PBLT4O | 120.00                      |          |
| Resistor             | 120 AC DC            | 60MB        | Red         | 100T-PBLR1R                 | \$104.00 |
|                      |                      |             | Green       | 100T-PBLR1G                 | 104.00   |
|                      |                      |             | None        | 100T-PBLR1O                 | 96.00    |
|                      | 240 AC DC            | 120MB       | Red         | 100T-PBLR2R                 | \$104.00 |
|                      |                      |             | Green       | 100T-PBLR2G                 | 104.00   |
|                      |                      |             | None        | 100T-PBLR2O                 | 96.00    |
| Full Voltage         | 120 AC DC            | 120MB       | Red         | 100T-PBLF1R                 | \$104.00 |
|                      |                      |             | Green       | 100T-PBLF1G                 | 104.00   |
|                      |                      |             | None        | 100T-PBLF1O                 | 96.00    |
|                      | 6 AC DC              | 6MB         | Red         | 100T-PBLF6R                 | \$104.00 |
|                      |                      |             | Green       | 100T-PBLF6G                 | 104.00   |
|                      |                      |             | None        | 100T-PBLF6O                 | 96.00    |
|                      | 12 AC DC             | 12MB        | Red         | 100T-PBLF7R                 | \$104.00 |
|                      |                      |             | Green       | 100T-PBLF7G                 | 104.00   |
|                      |                      |             | None        | 100T-PBLF7O                 | 96.00    |
|                      | 24 AC DC             | 24MB        | Red         | 100T-PBLF8R                 | \$104.00 |
|                      |                      |             | Green       | 100T-PBLF8G                 | 104.00   |
|                      |                      |             | None        | 100T-PBLF8O                 | 96.00    |
| Neon <sup>2</sup>    | 120 AC DC            | NE51        | Yellow      | 100T-PBLN1Y                 | \$104.00 |
|                      |                      |             | Clear       | 100T-PBLN1C                 | 104.00   |
|                      |                      |             | None        | 100T-PBLN1O                 | 96.00    |

1 Catalog number with lens are for standard lens. For colors not listed, or for 1 3/8 inch mushroom lens, order with "none" and select desired standard or mushroom lens from table at right.


2 Yellow or clear lens only recommended for neon unit.

| Item                   | Page |
|------------------------|------|
| Accessories            | D17  |
| Legend Plates          | D16  |
| Ratings and Dimensions | D18  |
| Assembled Units        | D13  |

| Replacement Lamps |           |       |
|-------------------|-----------|-------|
| Voltage           | Catalog # | Price |
| 6V                | 080 MB1   | 13.00 |
| 12V               | 080 MB2   | 13.00 |
| 24V               | 080 MB3   | 13.00 |
| 48V               | 080 MB5   | 13.00 |
| 120V              | 080 MB7   | 13.00 |

### Ordering Information

Complete Control Unit Consists Of:



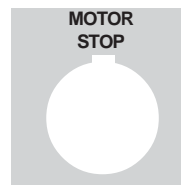
Operator  
100T-PBLT1R

+



Contact Blocks  
100T-CB01

+



Legend Plate  
100T-L92

=

Complete Push Button Unit

## Illuminated Push-Pull Units

Illuminated Push-Pull Units (Maintained Position) Comes With and Without  $1\frac{3}{8}$  inch Mushroom Head.  
Legend Plate and Contact Blocks Not Included.



Operator & Lenses  
100T-PPLT1R

| Type                       | Voltage                    | Lamp Number | Lens Color  | Catalog Number <sup>1</sup> | Price    |
|----------------------------|----------------------------|-------------|-------------|-----------------------------|----------|
| Transformer                | 120<br>AC only<br>50/60 Hz | 755         | Red         | 100T-PPLT1R                 | \$164.00 |
|                            |                            |             | Green       | 100T-PPLT1G                 | 164.00   |
|                            |                            |             | None        | 100T-PPLT1O                 | 156.00   |
|                            | 240<br>AC only<br>50/60 Hz | 755         | Red         | 100T-PPLT2R                 | \$164.00 |
|                            |                            |             | Green       | 100T-PPLT2G                 | 164.00   |
|                            |                            |             | None        | 100T-PPLT2O                 | 156.00   |
| 480<br>AC only<br>50/60 Hz | 755                        | Red         | 100T-PPLT4R | \$164.00                    |          |
|                            |                            | Green       | 100T-PPLT4G | 164.00                      |          |
|                            |                            | None        | 100T-PPLT4O | 156.00                      |          |
| Resistor                   | 120<br>AC DC               | 60MB        | Red         | 100T-PPLR1R                 | \$140.00 |
|                            |                            |             | Green       | 100T-PPLR1G                 | 140.00   |
|                            |                            |             | None        | 100T-PPLR1O                 | 132.00   |
|                            | 240<br>AC DC               | 120MB       | Red         | 100T-PPLR2R                 | \$140.00 |
|                            |                            |             | Green       | 100T-PPLR2G                 | 140.00   |
|                            |                            |             | None        | 100T-PPLR2O                 | 132.00   |
| Full Voltage               | 120<br>AC DC               | 120MB       | Red         | 100T-PPLF1R                 | \$140.00 |
|                            |                            |             | Green       | 100T-PPLF1G                 | 140.00   |
|                            |                            |             | None        | 100T-PPLF1O                 | 132.00   |
|                            | 6<br>AC DC                 | 6MB         | Red         | 100T-PPLF6R                 | \$140.00 |
|                            |                            |             | Green       | 100T-PPLF6G                 | 140.00   |
|                            |                            |             | None        | 100T-PPLF6O                 | 132.00   |
|                            | 12<br>AC DC                | 12MB        | Red         | 100T-PPLF7R                 | \$140.00 |
|                            |                            |             | Green       | 100T-PPLF7G                 | 140.00   |
|                            |                            |             | None        | 100T-PPLF7O                 | 132.00   |
|                            | 24<br>AC DC                | 24MB        | Red         | 100T-PPLF8R                 | \$140.00 |
|                            |                            |             | Green       | 100T-PPLF8G                 | 140.00   |
|                            |                            |             | None        | 100T-PPLF8O                 | 132.00   |
| Neon <sup>2</sup>          | 120<br>AC DC               | NE51        | Yellow      | 100T-PPLN1Y                 | \$140.00 |
|                            |                            |             | Clear       | 100T-PPLN1C                 | 140.00   |
|                            |                            |             | None        | 100T-PPLN1O                 | 132.00   |

1 For colors not listed, order with "none" and select desired mushroom lens form table at right.

2 Yellow or clear lens only recommended for neon unit.

| Item                   | Page |
|------------------------|------|
| Accessories            | D17  |
| Legend Plates          | D16  |
| Ratings and Dimensions | D18  |

### Selection Guide

Illuminated push-pull units are two position illuminated mushroom buttons which remain in the depressed position until manually released. Select the operator from table at left and contacts from below. Select legend plate from page D16.

All units on this page will accept a total of eight contact blocks.

### Standard Contact Blocks

| Type               | Symbol | Rod Color          | Catalog Number                      | Price   |
|--------------------|--------|--------------------|-------------------------------------|---------|
| 1-N.O.             |        | Green              | 100T-CB1O                           | \$18.00 |
| 1-N.C.             |        | Red                | 100T-CBO1<br>100T-CBHO <sup>4</sup> | \$18.00 |
| 1-N.O.<br>& 1-N.C. |        | 1-Green<br>& 1-Red | 100T-CB11 <sup>3</sup>              | \$36.00 |

3 Consists of one 100T-CB1O and one 100T-CBO1 packaged together.  
4 Additional spring pressure for resistance to vibration.

### Mushroom Lenses for Illuminated Push-Pull Units

| 1 $\frac{3}{8}$ inch Mushroom Lenses for Illuminate Push-Pull Units |                |                    |
|---|----------------|--------------------|
| Color   | Catalog Number | Price <sup>5</sup> |
| Red   | 100T-LBMR      | \$8.00             |
| Green   | 100T-LBMG      |                    |
| Yellow  | 100T-LBMY      |                    |
| Amber   | 100T-LBMA      |                    |
| Blue  | 100T-LBME      |                    |
| White   | 100T-LBMW      |                    |
| Clear   | 100T-LBMC      |                    |
| Mixed   | 100T-LBMM      | \$56.00            |

5 Packaged one per carton except 100T-LBMM contains seven lenses, one of each color.

### Ordering Information

Complete Control Unit Consists Of:




Operator  
100T-PPLT1R

+



Contact Blocks  
100T-CB01

+



Legend Plate  
100T-L30

=


Complete  
Push Button  
Unit

## Pilot Lights and Press-To-Test Pilot Lights



Standard Lens

Pilot Light Operator & Lens  
100T-PLT1R

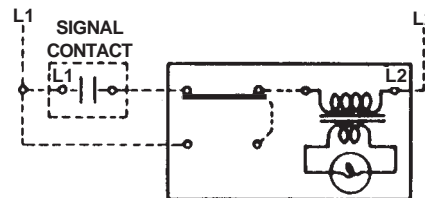


### Pilot Light

Pilot Lights are available in four different power configurations- transformer, resistor, full voltage, and neon types. Transformer types are available with 480, 240, and 120 volt primary voltages and all have a 6.3 volt secondary for long lamp life. They will withstand a considerable amount of shock and vibration. The resistor type is available in 240 and 120 volt varieties with the resistor dropping the voltage to 120 and 60 volts respectively. Full voltage units are available with 6, 12, 24, and 120 volt lamps. The neon bulbs burn less brightly therefore it is recommended that only yellow and clear lens be used for these units.

### Press-To-Test Lights

Press-To-Test Lights are available in the same four power configurations as the standard pilot lights - Transformer, resistor, full voltage, and neon. They are furnished pre-wired with a normally open and a normally closed contact. As shown in the diagram below it will allow you to test the lamp without interfering with the normal operation of the pilot light.



(Transformer type shown as typical)

| Type              | Voltage                    | Lamp Number  | Lens Color | Pilot Lights <sup>4</sup>   |            | Press-To-Test <sup>4</sup>  |            |          |
|-------------------|----------------------------|--------------|------------|-----------------------------|------------|-----------------------------|------------|----------|
|                   |                            |              |            | Catalog Number <sup>1</sup> | Price      | Catalog Number <sup>3</sup> | Price      |          |
| Transformer       | 120<br>AC only<br>50/60 Hz | 755          | Red        | 100T-PLT1R                  | \$128.00   | 100T-PTT1R                  | \$164.00   |          |
|                   |                            |              | Green      | 100T-PLT1G                  | 128.00     | 100T-PTT1G                  | 164.00     |          |
|                   |                            |              | None       | 100T-PLT1O                  | 120.00     | 100T-PTT1O                  | 156.00     |          |
|                   | 240<br>AC only<br>50/60 Hz | 755          | Red        | 100T-PLT2R                  | \$128.00   | 100T-PTT2R                  | \$164.00   |          |
|                   |                            |              | Green      | 100T-PLT2G                  | 128.00     | 100T-PTT2G                  | 164.00     |          |
|                   |                            |              | None       | 100T-PLT2O                  | 120.00     | 100T-PTT2O                  | 156.00     |          |
|                   | 480<br>AC only<br>50/60 Hz | 755          | Red        | 100T-PLT4R                  | \$128.00   | 100T-PTT4R                  | \$164.00   |          |
|                   |                            |              | Green      | 100T-PLT4G                  | 128.00     | 100T-PTT4G                  | 164.00     |          |
|                   |                            |              | None       | 100T-PLT4O                  | 120.00     | 100T-PTT4O                  | 156.00     |          |
|                   | Resistor                   | 120<br>AC DC | 60MB       | Red                         | 100T-PLR1R | \$104.00                    | 100T-PTR1R | \$140.00 |
|                   |                            |              |            | Green                       | 100T-PLR1G | 104.00                      | 100T-PTR1G | 140.00   |
|                   |                            |              |            | None                        | 100T-PLR1O | 96.00                       | 100T-PTR1O | 132.00   |
| 240<br>AC DC      |                            | 120MB        | Red        | 100T-PLR2R                  | \$104.00   | 100T-PTR2R                  | \$140.00   |          |
|                   |                            |              | Green      | 100T-PLR2G                  | 104.00     | 100T-PTR2G                  | 140.00     |          |
|                   |                            |              | None       | 100T-PLR2O                  | 96.00      | 100T-PTR2O                  | 132.00     |          |
| Full Voltage      | 120<br>AC DC               | 120MB        | Red        | 100T-PLF1R                  | \$104.00   | 100T-PTF1R                  | \$140.00   |          |
|                   |                            |              | Green      | 100T-PLF1G                  | 104.00     | 100T-PTF1G                  | 140.00     |          |
|                   |                            |              | None       | 100T-PLF1O                  | 96.00      | 100T-PTF1O                  | 132.00     |          |
|                   | 6<br>AC DC                 | 6MB          | Red        | 100T-PLF6R                  | \$104.00   | 100T-PTF6R                  | \$140.00   |          |
|                   |                            |              | Green      | 100T-PLF6G                  | 104.00     | 100T-PTF6G                  | 140.00     |          |
|                   |                            |              | None       | 100T-PLF6O                  | 96.00      | 100T-PTF6O                  | 132.00     |          |
|                   | 12<br>AC DC                | 12MB         | Red        | 100T-PLF7R                  | \$104.00   | 100T-PTF7R                  | \$140.00   |          |
|                   |                            |              | Green      | 100T-PLF7G                  | 104.00     | 100T-PTF7G                  | 140.00     |          |
|                   |                            |              | None       | 100T-PLF7O                  | 96.00      | 100T-PTF7O                  | 132.00     |          |
|                   | 24<br>AC DC                | 24MB         | Red        | 100T-PLF8R                  | \$104.00   | 100T-PTF8R                  | \$140.00   |          |
|                   |                            |              | Green      | 100T-PLF8G                  | 104.00     | 100T-PTF8G                  | 140.00     |          |
|                   |                            |              | None       | 100T-PLF8O                  | 96.00      | 100T-PTF8O                  | 132.00     |          |
| Neon <sup>2</sup> | 120<br>AC DC               | NE51         | Yellow     | 100T-PLN1Y                  | \$104.00   | 100T-PTN1Y                  | \$140.00   |          |
|                   |                            |              | Clear      | 100T-PLN1C                  | 104.00     | 100T-PTN1C                  | 140.00     |          |
|                   |                            |              | None       | 100T-PLN1O                  | 96.00      | 100T-PTN1O                  | 132.00     |          |

- For colors not listed, order with "none" and select desired lens from table below.
- Yellow or clear lens only recommended for neon unit.
- Catalog number with lens are for standard lens. For colors not listed or for 1 3/8 inch mushroom lens order with "none" and select desired standard or mushroom lens from table below.
- Legend Plate Not Included.
- For Replacement Lamps see page D6.

### Standard Lenses and Mushroom Lenses

| Color  | Standard Lenses for Pilot Lights<br>(Purchased after Jan. 1997) |                    | Standard Lenses for Guarded or Unguarded Buttons or Press-To-Test Pilot Lights |                    | 1 3/8 inch Mushroom Lenses for Illuminated Press-To-Test Pilot Lights |                    |
|--------|---|--------------------|--|--------------------|---|--------------------|
|        | Catalog Number  | Price <sup>5</sup> | Catalog Number   | Price <sup>6</sup> | Catalog Number  | Price <sup>7</sup> |
| Red    | 100T-LR   | \$8.00             | 100T-LBR   | \$8.00             | 100T-LBMR   | \$8.00             |
| Green  | 100T-LG   |                    | 100T-LBG   |                    | 100T-LBMG   |                    |
| Yellow | 100T-LY   |                    | 100T-LBY   |                    | 100T-LBMY   |                    |
| Amber  | 100T-LA   |                    | 100T-LBA   |                    | 100T-LBMA   |                    |
| Blue   | 100T-LE   |                    | 100T-LBE   |                    | 100T-LBME   |                    |
| White  | 100T-LW   |                    | 100T-LBW   |                    | 100T-LBMW   |                    |
| Clear  | 100T-LC   |                    | 100T-LBC   |                    | 100T-LBMC   |                    |
| Mixed  | 100T-LM   | \$56.00            | 100T-LBM   | \$56.00            | 100T-LBMM   | \$56.00            |

- Packaged 1 per carton except 100T-LM contains seven lenses one of each color.
- Packaged 1 per carton except 100T-LBM contains seven lenses one of each color (\$58.80/ ctn).
- Packaged 1 per carton except 100T-LBMM contains seven lenses one of each color \$58.80/ctn).







## Selector Switches 2-3-4 Position Non-Illuminated




**Selector Switches**  
Legend Plate and Contact Blocks not included



Black Knob  
100T-SS2MB1



Chrome Lever  
100T-SL2MC1



Key Operated  
100T-SK3M

| Type                                       | Black Knob Operator <sup>1,2</sup> |                       |         | Chrome Lever Operator |                       |         | Key Operator   |                       |                          |          |
|--|------------------------------------|-----------------------|---------|-----------------------|-----------------------|---------|----------------|-----------------------|--------------------------|----------|
|  | Catalog Number                     | Cam <sup>3</sup> Code | Price   | Catalog Number        | Cam <sup>3</sup> Code | Price   | Catalog Number | Cam <sup>3</sup> Code | Key <sup>4</sup> Removal | Price    |
| 2 Positioned Maintained                    | 100T-SS2MB                         | 1                     | \$44.00 | 100T-SL2MC            | 1                     | \$44.00 | 100T-SK2M      | 1                     | A                        | \$116.00 |
| 2 Position Spring Return Right To Center   | 100T-SS2RB                         | 1                     | 68.00   | 100T-SL2RC            | 1                     | 68.00   | 100T-SK2R      | 1                     | C                        | 140.00   |
| 3 Positioned Maintained                    | 100T-SS3MB                         | 3,4,5, 6, or 7        | 44.00   | 100T-SL3MC            | 3,4,5, 6, or 7        | 44.00   | 100T-SK3M      | 3,4,5, 6, or 7        | A                        | \$116.00 |
| 3 Position Spring Return Right To Center   | 100T-SS3RB                         | 3,4,5, 6, or 7        | 68.00   | 100T-SL3RC            | 3,4,5, 6, or 7        | 68.00   | 100T-SK3R      | 3,4,5, 6, or 7        | C                        | 140.00   |
| 3 Position Spring Return Left To Center    | 100T-SS3LB                         | 3,4,5, 6, or 7        | 68.00   | 100T-SL3LC            | 3,4,5, 6, or 7        | 68.00   | 100T-SK3L      | 3,4,5, 6, or 7        | C                        | 140.00   |
| 3 Position Spring Return Rt. & Lt. to Ctr. | 100T-SS3BB                         | 3,4,5, 6, or 7        | 68.00   | 100T-SL3BC            | 3,4,5, 6, or 7        | 68.00   | 100T-SK3B      | 3,4,5, 6, or 7        | C                        | 140.00   |
| 4 Position Maintained                      | 100T-SS4MB                         | 8                     | 44.00   | 100T-SL4MC            | 8                     | 44.00   | 100T-SK4M      | 8                     | A                        | \$116.00 |

- 1 Available in other colors Change "B" in operator catalog number to "R" for Red, "G" for Green, "Y" for Yellow, or "E" for Blue.
- 2 Available without Knob Change "B" in operator Catalog number to "O" and select knob from table below.
- 3 Cam code is a part of catalog number: Example 100T-SS3MB3 See table of cam developments.
- 4 Key Removal code is part of catalog number. Example: 100T-SK3B3C See Key Removal table below.

### Key Spare Parts

- For Standard Key Operator use 100T-3095 @ \$17.00 using JC80 disc. sch.
- For 501 Key Operator use 100T-CH501 @ \$28.00 using JC80 disc. sch.

### Key Removal Codes

| Key Removal Code | Two Position |       |               |       | Three Position |        |       | Four Position |             |              |       |
|------------------|--------------|-------|---------------|-------|----------------|--------|-------|---------------|-------------|--------------|-------|
|                  | Maintained   |       | Spring Return |       | Left           | Center | Right | Left          | Left Center | Right Center | Right |
|                  | Left         | Right | Center        | Right |                |        |       |               |             |              |       |
| L (Left)         | Yes          | No    | ----          | ----  | Yes            | No     | No    | Yes           | No          | No           | No    |
| R (Right)        | No           | Yes   | No            | Yes   | No             | No     | Yes   | No            | No          | No           | Yes   |
| C (Center)       | ----         | ----  | Yes           | No    | No             | Yes    | No    | ----          | ----        | ----         | ----  |
| A (All)          | Yes          | Yes   | Yes           | Yes   | Yes            | Yes    | Yes   | Yes           | Yes         | Yes          | Yes   |

NOTE: No 501 Key is available for above Key Operators Selector Switches. To order add "5" for 501 Key to the end of the catalog number add \$24.00 to list price. Example: 100T-SK2M1A5.

### Color Plastic Knobs

| Standard Plastic Knob for Knob Operated Selector Switches |                |                    |
|---|----------------|--------------------|
| Color   | Catalog Number | Price <sup>5</sup> |
| Black   | 100T-SB        | \$8.00             |
| Red   | 100T-SR        | 8.00               |
| Green   | 100T-SG        | 8.00               |
| Yellow  | 100T-SY        | 8.00               |
| Blue  | 100T-SE        | 8.00               |
| Mixed   | 100T-SM        | 40.00              |

<sup>5</sup> Packaged one per carton except 100T-SM contains one of each color knob.

### Ordering Information

Complete Control Unit Consists Of:




Operator  
100T-SS2MB1

+



Contact Blocks  
100T-CB01

+



Legend Plate  
100T-L52

=

Complete Push Button Unit


## Selector Switches



### Contact Block Switching Sequence and Selection

#### 2 Position Selector Switch

| Location of Contact Block (Front View) | Contact Block        |        |           | Selector Position Cam Code 1 |       |               |       |   |
|--|----------------------|--------|-----------|------------------------------|-------|---------------|-------|---|
|  |                      |        |           | Maintained                   |       | Spring Return |       |   |
|  | Catalog Number 100T- | Symbol | Rod Color | Left                         | Right | Center        | Right |   |
| Left                                   | N.O.                 | CB10   |           | Green                        | O     | X             | O     | X |
|  | N.C.                 | CB01   |           | Red                          | X     | O             | X     | O |
| Right                                  | N.O.                 | CB10   |           | Green                        | O     | X             | O     | X |
|  | N.C.                 | CB01   |           | Red                          | X     | O             | X     | O |



Cam codes are same for maintained or spring return operation.

X = Contact Closed  
O = Contact Open

#### 3 Position Selector Switch

| Location of Contact Block (Front View) | Contact Block |      |  | Selector Position Cam Code 3 |        |       | Selector Position Cam Code 4 |        |       | Selector Position Cam Code 5 |        |       | Selector Position Cam Code 6 |        |       | Selector Position Cam Code 7 |        |       |   |
|--|---------------|------|--|------------------------------|--------|-------|------------------------------|--------|-------|------------------------------|--------|-------|------------------------------|--------|-------|------------------------------|--------|-------|---|
|  |               |      |  | Left                         | Center | Right | Left                         | Center | Right | Left                         | Center | Right | Left                         | Center | Right | Left                         | Center | Right |   |
| Left                                   | N.O.          | CB10 |  | Green                        | O      | O     | X                            | O      | O     | X                            | X      | O     | O                            | O      | O     | X                            | O      | O     | X |
|  | N.C.          | CB01 |  | Red                          | X      | O     | O                            | O      | X     | O                            | O      | X     | O                            | X      | O     | X                            | O      | O     | O |
| Right                                  | N.O.          | CB10 |  | Green                        | O      | O     | X                            | O      | O     | X                            | X      | O     | O                            | X      | O     | O                            | O      | O     | X |
|  | N.C.          | CB01 |  | Red                          | X      | O     | O                            | O      | X     | O                            | O      | X     | O                            | X      | X     | O                            | X      | O     | O |

Cam Codes are the same for maintained or spring return operation.

X= Contact Closed:

O= Contact Open

#### 4 Position Selector Switch

| Location of Contact Block (Front View) | Contact Block        |        |           | Selector Position Cam Code 8 |             |              |       |   |
|--|----------------------|--------|-----------|------------------------------|-------------|--------------|-------|---|
|  |                      |        |           | Left                         | Left Center | Right Center | Right |   |
|  | Catalog Number 100T- | Symbol | Rod Color | ←                            | ↖           | ↗            | →     |   |
| Left                                   | N.O.                 | CB10   |           | Green                        | O           | O            | X     | O |
|  | N.C.                 | CB01   |           | Red                          | X           | O            | O     | O |
| Right                                  | N.O.                 | CB10   |           | Green                        | O           | X            | O     | O |
|  | N.C.                 | CB01   |           | Red                          | O           | O            | O     | X |

Cam codes are same for maintained or spring return operation.

X = Contact Closed  
O = Contact Open


#### Standard Contact Blocks

| Type            | Symbol | Rod Color       | Catalog Number         | Price   |
|-----------------|--------|-----------------|------------------------|---------|
| 1-N.O.          |        | Green           | 100T-CB10              | \$18.00 |
| 1-N.C.          |        | Red             | 100T-CB01              | \$18.00 |
| 1-N.O. & 1-N.C. |        | 1-Green & 1-Red | 100T-CB11 <sup>1</sup> | \$36.00 |

1. Consists of one 100T-CB10 and one 100T-CB01 packaged together.  
2. Additional spring pressure for resistance to vibration.

| Item                   | Page |
|------------------------|------|
| Accessories            | D17  |
| Legend Plates          | D16  |
| Ratings and Dimensions | D18  |
| Assembled Units        | D14  |

## Illuminated Selector Switches



100T-S12MT1R

## Illuminated Selector Switches

The Illuminated Selector Switch combines the functions of a standard selector switch and a pilot light in one unit. Power supply types and selector functions other than those shown are available. The same cams as used with the standard selector switch are available for the Illuminated Selector Switch. See page D10 for cams and contact sequences for two and three position selector switches. All units will accept a total of eight contact blocks. Select legend plates from page D16.


## Standard Contact Blocks

| Type            | Symbol | Rod Color       | Catalog Number                       | Price   |
|-----------------|--------|-----------------|--------------------------------------|---------|
| 1-N.O.          |        | Green           | 100T-CB10                            | \$18.00 |
| 1-N.C.          |        | Red             | 100T-CB01<br>100T-CBHO1 <sup>2</sup> | \$18.00 |
| 1-N.O. & 1-N.C. |        | 1-Green & 1-Red | 100T-CB11 <sup>1</sup>               | \$36.00 |

1. Consists of one 100T-CB10 and one 100T-CB01 packaged together.
2. Additional spring pressure for resistance to vibration

## Ordering Information

Complete Control Unit Consists Of:




Operator  
100T-S12MT1R

+



Contact Blocks  
100T-CB01

+



Legend Plate  
100T-L52

=

Complete  
Push Button  
Unit

## Illuminated Knob Operated Selector Switches

Legend Plate and Contact Blocks Not Included.

|  |         | Transformer Type<br>Operator with Red Lens <sup>3,4</sup> |                       |          |
|--|---------|---|-----------------------|----------|
| Type   | Voltage | Catalog No.   | Cam Code <sup>5</sup> | Price    |
| 2 Postions<br>Maintained                         | 120     | 100T-S12MT1R  | 1                     | \$140.00 |
|  | 240     | 100T-S12MT2R  | 1                     | 140.00   |
|  | 480     | 100T-S12MT4R  | 1                     | 140.00   |
| 2 Position<br>Spring Return<br>Right to Center   | 120     | 100T-S12RT1R  | 1                     | \$164.00 |
|  | 240     | 100T-S12RT2R  | 1                     | 164.00   |
|  | 480     | 100T-S12RT4R  | 1                     | 164.00   |
| 3 Position<br>Maintained                         | 120     | 100T-S13MT1R  | 3,4,5,                | \$140.00 |
|  | 240     | 100T-S13MT2R  | 6, or 7               | 140.00   |
|  | 480     | 100T-S13MT4R  |                       | 140.00   |
| 3 Position<br>Spring Return<br>Rt. & Lt. to Ctr. | 120     | 100T-S13BT1R  | 3,4,5,                | \$164.00 |
|  | 240     | 100T-S13BT2R  | 6, or 7               | 164.00   |
|  | 480     | 100T-S13BT4R  |                       | 164.00   |

3. Available without lens. Change last "R" in operator catalog number to "O" and select knob from table below.
4. Available in other colors Change "R" in operator catalog number to "G" for Green, "Y" for Yellow, "A" for Amber, "E" for Blue, "W" for White, "C" for Clear.
5. Cam Code is part of catalog number Example: 100T-S13MT1R3. See table of cam developments on page D10.

## Standard Lenses for Illuminated Selector Switches

| Standard Plastic Lens for Knob<br>Operated Illuminated Selector<br>Switches <sup>6</sup> |             |         |
|--|-------------|---------|
| Color  | Catalog No. | Price   |
| Red  | 100T-SLR    | \$8.00  |
| Green  | 100T-SLG    |         |
| Yellow   | 100T-SLY    |         |
| Amber  | 100T-SLA    |         |
| Blue   | 100T-SLE    |         |
| White  | 100T-SLW    |         |
| Clear  | 100T-SLC    |         |
| Mixed  | 100T-SLM    | \$59.00 |

6. Packaged one per carton except 100T-SLM contains seven lenses, one of each color (\$58.80/ctn).

| Item                   | Page |
|------------------------|------|
| Accessories            | D18  |
| Legend Plates          | D17  |
| Ratings and Dimensions | D19  |

## Special Devices - Joy Stick

## Joy Stick Operator



The Joy Stick Operator is available in three (left-center-right) and five (left-up-right-down-center) position, maintained and spring return (to center) types. They are also available with a release button on the end of the operator which must be depressed in order to operate the joy stick.

**Joy Stick - Contact Blocks and Legend Plate Not Included**



100T-JP5M Joy Stick Unit

| Type                               | Without Release Button |          | With Release Button |          |
|------------------------------------|------------------------|----------|---------------------|----------|
|                                    | Catalog No.            | Price    | Catalog No.         | Price    |
| 3 Positions Maintained             | 100T-JS3M              | \$212.00 | 100T-JP3M           | \$260.00 |
| 3 Position Spring Return to Center | 100T-JS3B              | 212.00   | 100T-JP3B           | \$260.00 |
| 5 Position Maintained              | 100T-JS5M              | 212.00   | 100T-JP5M           | \$260.00 |
| 5 Position Spring Return to Center | 100T-JS5B              | 212.00   | 100T-JP5B           | \$260.00 |

### Three Position Joy Stick - Contact Sequence

| Type   | Contacts <sup>1</sup> |                 |           | Joy Stick Position (Front View) |        |       |
|--|-----------------------|-----------------|-----------|---------------------------------|--------|-------|
|  | Location (Front View) | Type and Symbol | Rod Color | Left                            | Center | Right |
|  |                       |                 |           | Left                            | Center | Right |
| Three Position, Maintained and Spring Return to Center, With or Without Release Button | Left                  | N.O.<br>○/○     | Green     | X                               | ○      | ○     |
|  |                       | N.C.<br>○/○     | Red       | ○                               | ○      | X     |
|  | Right                 | N.O.<br>○/○     | Green     | ○                               | ○      | X     |
|  |                       | N.C.<br>○/○     | Red       | X                               | ○      | ○     |


1. Contact Blocks are not supplied. Order contact blocks from table below.

### Five Position Joy Stick - Contact Sequence

| Type  | Contacts <sup>4</sup> |                 |           | Joy Stick Position (Front View) |    |          |      |       |
|---|-----------------------|-----------------|-----------|---------------------------------|----|----------|------|-------|
|   | Location (Front View) | Type and Symbol | Rod Color | Left                            | Up | Center C | Down | Right |
|   |                       |                 |           | ←                               | ↑  | ○        | ↓    | →     |
| Five Position, Maintained and Spring Return to Center, With or Without Release Button | Left                  | N.O.<br>○/○     | Green     | ○                               | ○  | ○        | X    | ○     |
|   |                       | N.C.<br>○/○     | Red       | ○                               | X  | ○        | ○    | ○     |
|   | Right                 | N.O.<br>○/○     | Green     | ○                               | ○  | ○        | ○    | X     |
|   |                       | N.C.<br>○/○     | Red       | X                               | ○  | ○        | ○    | ○     |

4. Contact Blocks are not supplied. Order contact blocks from table below.

### Standard Contact Blocks

|  | Type            | Symbol | Rod Color       | Catalog Number                       | Price   |
|---|-----------------|--------|-----------------|--------------------------------------|---------|
|   | 1-N.O.          | ○/○    | Green           | 100T-CB10                            | \$18.00 |
|   | 1-N.C.          | ○/○    | Red             | 100T-CBO1<br>100T-CBHO1 <sup>3</sup> | \$18.00 |
|   | 1-N.O. & 1-N.C. | ○/○    | 1-Green & 1-Red | 100T-CB11 <sup>2</sup>               | \$36.00 |

2. Consists of one 100T-CB10 and one 100T-CBO1 packaged together.  
3. Additional spring pressure for resistance to vibration.

| Item                   | Page |
|------------------------|------|
| Accessories            | D18  |
| Legend Plates          | D17  |
| Ratings and Dimensions | D19  |

### Ordering Information

Complete Control Unit Consists Of:




Operator  
100T-JS3M

+



Contact Blocks  
100T-CB10

+




Legend Plate  
100T-L30

=

Complete  
Joy Stick  
Unit

Assembled Push Buttons  

Assembled Push Buttons Stations



Assembled Push Buttons, including Contact Blocks as shown. (Does not include Legend Plate)

| Operator                                      | Type   | Symbol | Red Color     | Catalog Number  | Price    |
|---|--------|--------|---------------|-----------------|----------|
| Unguarded                                     | 1-N.O. |        | Black         | 100T-PB1B-10X   | \$50.00  |
|   | 1-N.C. |        | Red           | 100T-PB1R-01X   | \$50.00  |
|   | 1-N.C. |        | Black         | 100T-PB1B-11X   | \$68.00  |
|   | 1-N.O. |        | Red           | 100T-PB1R-11X   | \$68.00  |
| Guarded                                       | 1-N.O. |        | Black         | 100T-PB2B-10X   | \$50.00  |
|   | 1-N.C. |        | Black         | 100T-PB2B-11X   | \$68.00  |
|   |        |        | Red           | 100T-PB2R-11X   | \$68.00  |
| 1-N.O.  |        | Green  | 100T-PB2G-11X | \$68.00         |          |
| 1 3/8" Mushroom                               | 1-N.C. |        | Black         | 100T-PB4B-11X   | \$104.00 |
|   | 1-N.O. |        | Red           | 100T-PB4R-11X   | \$104.00 |
| 2 1/4" Mushroom                               | 1-N.C. |        | Black         | 100T-PB5B-11X   | \$104.00 |
|   | 1-N.O. |        | Red           | 100T-PB5R-11X   | \$104.00 |
| Illuminated Push Button 120V Transformer Type | 1-N.C. |        | Red           | 100T-PBLT1R-11X | \$164.00 |
|   | 1-N.O. |        |               |                 |          |
| Illuminated Push Button 120V Resistor Type    | 1-N.C. |        | Red           | 100T-PBLR1R-11X | \$140.00 |
|   | 1-N.O. |        |               |                 |          |



Assembled 100T Push Button Stations

The most commonly used push button stations are available assembled in NEMA Type 13 (oiltight and dusttight) sheet steel and in NEMA 4 (watertight) stainless steel enclosures.

For custom control stations not listed, order operators, contact blocks, nameplates, and enclosures as separate items.

Assembled Push Buttons Stations In Surface mounted Enclosures

| Description of Elements   | NEMA 13 <sup>1</sup> Sheet Steel |        | NEMA 4 <sup>2</sup> Stainless Steel |        |
|---|----------------------------------|--------|-------------------------------------|--------|
|   | Catalog Number                   | Price  | Catalog Number                      | Price  |
| <b>Single element Stations</b>  |                                  |        |                                     |        |
| <b>START</b> (black guarded push button)  | 100T-S1-1                        | \$156. | 100T-W1-1                           | \$288. |
| <b>START</b> (black 2 1/4" mushroom push button)  | 100T-S1-2                        | 192.   | 100T-W1-2                           | 324.   |
| <b>STOP</b> (red unguarded push button)   | 100T-S1-3                        | 156.   | 100T-W1-3                           | 288.   |
| <b>STOP</b> (red Mushroom unguarded push button with lockdown)  | 100T-S1-4                        | 192.   | 100T-W1-4                           | 324.   |
| <b>STOP</b> (red 2 1/4" mushroom push button)   | 100T-S1-5                        | 192.   | 100T-W1-5                           | 324.   |
| <b>OFF-ON</b> (black knob selector switch)  | 100T-S1-6                        | 168.   | 100T-W1-6                           | 300.   |
| <b>HAND-OFF-AUTO</b> (black knob selector switch)   | 100T-S1-7                        | 168.   | 100T-W1-7                           | 300.   |
| <b>FWD-OFF-REV</b> (black knob selector switch)   | 100T-S1-8                        | 168.   | 100T-W1-8                           | 300.   |
| <b>Two Element Stations</b>   |                                  |        |                                     |        |
| <b>START-STOP</b> (black guarded-red unguarded push buttons)  | 100T-S2-1                        | 240.   | 100T-W2-1                           | 372.   |
| <b>START-STOP</b> (black guarded-red 1 3/8" mushroom push buttons)  | 100T-S2-2                        | 276.   | 100T-W2-2                           | 408.   |
| <b>FORWARD-REVERSE</b> (black guarded-black guarded push buttons)   | 100T-S2-3                        | 240.   | 100T-W2-3                           | 372.   |
| <b>OPEN-CLOSE</b> (black guarded-black guarded push buttons)  | 100T-S2-4                        | 240.   | 100T-W2-4                           | 372.   |
| <b>UP-DOWN</b> (black guarded-black guarded push buttons)   | 100T-S2-5                        | 240.   | 100T-W2-5                           | 372.   |
| <b>Three Element Stations</b>   |                                  |        |                                     |        |
| <b>FORWARD-REVERSE-STOP</b> (black guarded-black guarded-red unguarded push buttons)                                  | 100T-S3-1                        | 324.   | 100T-W3-1                           | 528.   |
| <b>OPEN-CLOSE-STOP</b> (black guarded-black guarded-red unguarded push buttons)                                       | 100T-S3-2                        | 324.   | 100T-W3-2                           | 528.   |
| <b>UP-DOWN-STOP</b> (black guarded-black guarded-red unguarded push buttons)  | 100T-S3-3                        | 324.   | 100T-W3-3                           | 528.   |
| <b>START-STOP-JOG</b> (black guarded-red unguarded-black guarded push buttons)  | 100T-S3-4                        | 324.   | 100T-W3-4                           | 528.   |
| <b>START-STOP-MOTOR RUN</b> (black guarded-red unguarded push buttons-red 120 volt transformer unguarded pilot light) | 100T-S3-5                        | 384.   | 100T-W3-5                           | 588.   |

1 Use NEMA 13 enclosures for applications requiring NEMA1.

2 Protective watertight boots are not required for indoor (non-freezing) applications. If for outdoor (freezing) use, order boots as separate items, from page D17.



## Assembled Selector Switches



Assembled Selector Switches, Including Contact Blocks as shown



D

### 2 Position Selector Switch (Does not include Legend Plate)

| Type                                     | Contacts              |                 |           | Selector Position (Front View) |             |            | Complete Catalog No. and Price for Assembled Unit |         |                       |         |
|--|-----------------------|-----------------|-----------|--------------------------------|-------------|------------|---|---------|-----------------------|---------|
|  | Location (Front View) | Type and Symbol | Rod Color | Left<br>←                      | Center<br>↑ | Right<br>→ | Black Knob Operator                               |         | Chrome Lever Operator |         |
|  |                       |                 |           |                                |             |            | Catalog No.                                       | Price   | Catalog No.           | Price   |
| 2 Position Maintained                    | Left                  | N.O.<br>○ ○     | Green     | O                              | --          | X          | 100T-   |         | 100T-                 |         |
|  |                       | N.C.<br>○   ○   | Red       | X                              | --          | O          | SS2MB1-11X  | \$80.00 | SL2MC1-11X            | \$80.00 |
| 2 Position Spring Return Right to Center | Left                  | N.O.<br>○ ○     | Green     | --                             | O           | X          | 100T-   |         | 100T-                 |         |
|  |                       | N.C.<br>○   ○   | Red       | --                             | X           | O          | SS2RB1-11X  | 104.00  | SL2RC1-11X            | 104.00  |

### 3 Position Selector Switch (Does not include Legend Plate)

| Type  | Contacts              |                 |           | Selector Position (Front View) |             |            | Complete Catalog No. and Price for Assembled Unit |         |                       |         |
|---|-----------------------|-----------------|-----------|--------------------------------|-------------|------------|---|---------|-----------------------|---------|
|   | Location (Front View) | Type and Symbol | Rod Color | Left<br>←                      | Center<br>↑ | Right<br>→ | Black Knob Operator                               |         | Chrome Lever Operator |         |
|   |                       |                 |           |                                |             |            | Catalog No.                                       | Price   | Catalog No.           | Price   |
| 3 Position Maintained                           | Left                  | N.O.<br>○ ○     | Green     | O                              | O           | X          | 100T-   |         | 100T-                 |         |
|   |                       | N.C.<br>○   ○   | Red       | X                              | O           | O          | SS3MB3-11X  | \$80.00 | SL3MC3-11X            | \$80.00 |
| 3 Position Spring Return Right & Left to Center | Left                  | N.O.<br>○ ○     | Green     | O                              | O           | X          | 100T-   |         | 100T-                 |         |
|   |                       | N.C.<br>○   ○   | Red       | X                              | O           | O          | SS3BB3-11X  | 104.00  | SL3BC3-11X            | 104.00  |

### 4 Position Selector Switch (Does not include Legend Plate)

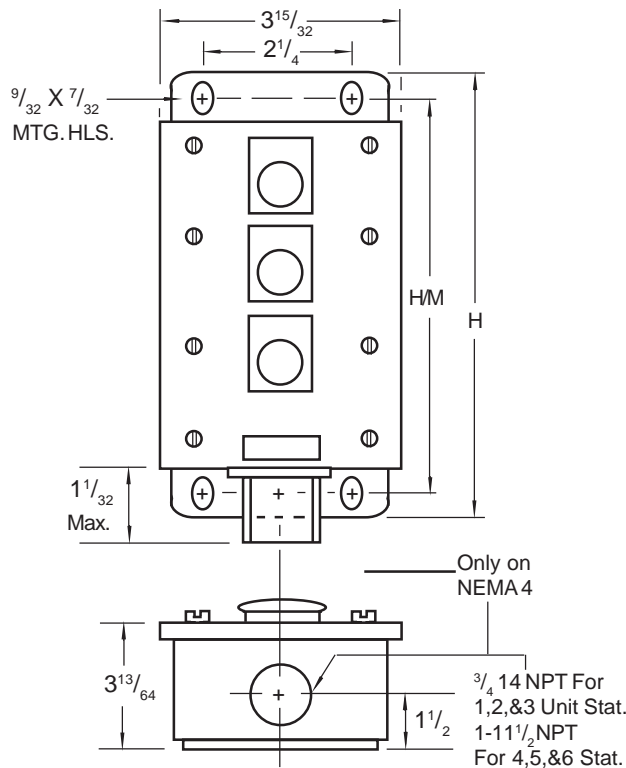
| Type                  | Contacts              |                 |           | Selector Position (Front View) |                  |                   |            | Complete Catalog No. and Price for Assembled Unit |          |                       |          |
|-----------------------|-----------------------|-----------------|-----------|--------------------------------|------------------|-------------------|------------|---|----------|-----------------------|----------|
|                       | Location (Front View) | Type and Symbol | Rod Color | Left<br>←                      | Left Center<br>↙ | Right Center<br>↘ | Right<br>→ | Black Knob Operator                               |          | Chrome Lever Operator |          |
|                       |                       |                 |           |                                |                  |                   |            | Catalog No.                                       | Price    | Catalog No.           | Price    |
| 4 Position Maintained | Left                  | N.O.<br>○ ○     | Green     | O                              | O                | X                 | O          | 100T-   |          | 100T-                 |          |
|                       |                       | N.C.<br>○   ○   | Red       | X                              | O                | O                 | O          |   |          |                       |          |
|                       | Right                 | N.O.<br>○ ○     | Green     | O                              | X                | O                 | O          | SS4MB8-22X  | \$116.00 | SL4MC8-22X            | \$116.00 |
|                       |                       | N.C.<br>○   ○   | Red       | O                              | O                | O                 | X          |   |          |                       |          |

### Separate Enclosures

NEMA Type 13, and NEMA Type 4 Stainless Steel surface mounting enclosures are available with from one through sixteen element openings. All enclosures will accommodate non-illuminated operators with up to two contact blocks (1 per side). Consult factory for stations with 7 through 16 elements.



**NEMA 13, Sheet Steel  
NEMA 4, Stainless Steel**



### Separate Enclosures

| Enclosures Only, Without Elements |  |            |   |            |
|-----------------------------------|--|------------|---|------------|
| Number Of Element                 | NEMA 13 <sup>1</sup> Sheet Steel Surface Mounted Enclosure |            | NEMA 4 <sup>2</sup> Stainless Steel Surface Mounted Enclosure |            |
|                                   | Catalog Number   | Price Each | Catalog Number  | Price Each |
| 1                                 | 100T-S1  | \$84.      | 100T-W1   | \$216.     |
| 2                                 | 100T-S2  | 96.        | 100T-W2   | 228.       |
| 3                                 | 100T-S3  | 108.       | 100T-W3   | 312.       |
| 4                                 | 100T-S4  | 132.       | 100T-W4   | 408.       |
| 5                                 | 100T-S5  | 156.       | 100T-W5   | 600.       |
| 6                                 | 100T-S6  | 156.       | 100T-W6   | 600.       |
| 9                                 | 100T-S9  | 192.       | 100T-W9   | 744.       |
| 12                                | 100T-S12   | 240.       | 100T-W12  | 900.       |
| 16                                | 100T-S16   | 300.       | 100T-W16  | 1188.      |

1. Use NEMA 13 enclosures for applications requiring NEMA 1.
2. Protective watertight boots are not required for indoor (non-freezing) applications. If for outdoor (freezing) use, order boots as separate items from page D17.

| NEMA 13, Sheet Steel |                                  |                                   |                                  |                                |                                 |
|----------------------|----------------------------------|-----------------------------------|----------------------------------|--------------------------------|---------------------------------|
| Number of Elements   | Surface Mounted Enclosure        |                                   |                                  |                                |                                 |
|                      | W                                | H                                 | D                                | W/M                            | HM                              |
| 1                    |                                  | 6- <sup>13</sup> / <sub>16</sub>  |                                  |                                | 6- <sup>1</sup> / <sub>4</sub>  |
| 2                    |                                  | 6- <sup>13</sup> / <sub>16</sub>  |                                  |                                | 6- <sup>1</sup> / <sub>4</sub>  |
| 3                    | 3- <sup>15</sup> / <sub>32</sub> | 9- <sup>1</sup> / <sub>16</sub>   | 3- <sup>13</sup> / <sub>64</sub> | 2- <sup>1</sup> / <sub>4</sub> | 8- <sup>1</sup> / <sub>2</sub>  |
| 4                    |                                  | 11- <sup>5</sup> / <sub>16</sub>  |                                  |                                | 10- <sup>3</sup> / <sub>4</sub> |
| 5                    |                                  | 15- <sup>1</sup> / <sub>16</sub>  |                                  |                                | 14- <sup>1</sup> / <sub>2</sub> |
| 6                    |                                  | 16- <sup>15</sup> / <sub>16</sub> |                                  |                                | 16- <sup>3</sup> / <sub>8</sub> |

| NEMA 4, Stainless Steel |                                  |                                   |                                  |                                |                                 |
|-------------------------|----------------------------------|-----------------------------------|----------------------------------|--------------------------------|---------------------------------|
| Number of Elements      | Surface Mounted Enclosure        |                                   |                                  |                                |                                 |
|                         | W                                | H                                 | D                                | W/M                            | HM                              |
| 1                       |                                  | 6- <sup>13</sup> / <sub>16</sub>  |                                  |                                | 6- <sup>1</sup> / <sub>4</sub>  |
| 2                       |                                  | 9- <sup>1</sup> / <sub>16</sub>   |                                  |                                | 8- <sup>1</sup> / <sub>2</sub>  |
| 3                       | 3- <sup>15</sup> / <sub>32</sub> | 11- <sup>5</sup> / <sub>16</sub>  | 3- <sup>13</sup> / <sub>64</sub> | 2- <sup>1</sup> / <sub>4</sub> | 10- <sup>3</sup> / <sub>4</sub> |
| 4                       |                                  | 13- <sup>3</sup> / <sub>16</sub>  |                                  |                                | 12- <sup>5</sup> / <sub>8</sub> |
| 5                       |                                  | 15- <sup>1</sup> / <sub>16</sub>  |                                  |                                | 14- <sup>1</sup> / <sub>2</sub> |
| 6                       |                                  | 16- <sup>15</sup> / <sub>16</sub> |                                  |                                | 16- <sup>3</sup> / <sub>8</sub> |

#### Ordering Information


- Select enclosure desired by catalog number.

- Select Pilot Devices from 100T section.

## Legend Plates

**Standard Legend Plates** - Available with markings listed below at \$3.60 list each.

**Non-Standard Legend Plates** - Can be provided with special markings at \$15.60 list each.



| Marking                                   | Catalog No.<br>Standard Size<br>1-7/8" Square <sup>1</sup> | Catalog No.<br>Jumbo Size<br>2-1/2" Square <sup>2</sup> |
|---|--|---|
| <b>For Push Buttons and Pilot Devices</b> |  |   |
| Start                                     | 100T-L01   | 100HF-N701  |
| Stop                                      | 100T-L02   | 100HF-N702  |
| Fast                                      | 100T-L03   | 100HF-N703  |
| Slow                                      | 100T-L04   | 100HF-N704  |
| Open                                      | 100T-L05   | 100HF-N705  |
| Close                                     | 100T-L06   | 100HF-N706  |
| Off                                       | 100T-L07   | 100HF-N707  |
| On  | 100T-L08   | 100HF-N708  |
| Up  | 100T-L09   | 100HF-N709  |
| Down                                      | 100T-L10   | 100HF-N710  |
| Raise                                     | 100T-L11   | 100HF-N711  |
| Lower                                     | 100T-L12   | 100HF-N712  |
| Low                                       | 100T-L13   | 100HF-N713  |
| High                                      | 100T-L14   | 100HF-N714  |
| Out                                       | 100T-L15   | 100HF-N715  |
| In  | 100T-L16   | 100HF-N716  |
| Jog                                       | 100T-L17   | 100HF-N717  |
| Inch                                      | 100T-L18   | 100HF-N718  |
| Reset                                     | 100T-L19   | 100HF-N719  |
| Run                                       | 100T-L20   | 100HF-N720  |
| Forward                                   | 100T-L21   | 100HF-N721  |
| Reverse                                   | 100T-L22   | 100HF-N722  |
| Jog Forward                               | 100T-L23   | 100HF-N723  |
| Jog Reverse                               | 100T-L24   | 100HF-N724  |
| Emergency Stop                            | 100T-L25   | 100HF-N725  |
| Push Stop                                 | 100T-L41   | 100HF-N741  |
| Pull Start                                |  |   |
| Cycle Start                               | 100T-L83   | 100HF-N783  |
| Cycle Stop                                | 100T-L84   | 100HF-N784  |
| Power On                                  | 100T-L91   | 100HF-N791  |
| Motor Run                                 | 100T-L92   | 100HF-N792  |
| Motor Stop                                | 100T-L93   | 100HF-N793  |
| Light Indicates<br>Motor Running          | 100T-L94   | 100HF-N794  |
| (Blank)                                   | 100T-L30   | 100HF-N730  |

| Standard Size<br>Marking                   | Catalog No.<br>Jumbo Size<br>1-7/8" Square <sup>1</sup> | Catalog No.<br>2-1/2" Square <sup>2</sup> |
|--|---|---|
| <b>For Two Position Selector Switches</b>  |   |   |
| Man-Auto                                   | 100T-L51  | 100HF-N751                                |
| Off-On                                     | 100T-L52  | 100HF-N752                                |
| For-Rev                                    | 100T-L53  | 100HF-N753                                |
| Safe-Run                                   | 100T-L54  | 100HF-N754                                |
| Jog-Run                                    | 100T-L55  | 100HF-N755                                |
| High-Low                                   | 100T-L56  | 100HF-N756                                |
| Open-Close                                 | 100T-L57  | 100HF-N757                                |
| Up-Down                                    | 100T-L58  | 100HF-N758                                |
| Hand-Auto                                  | 100T-L59  | 100HF-N759                                |
| Start-Stop                                 | 100T-L60  | 100HF-N760                                |
| Run-Jog                                    | 100T-L61  | 100HF-N761                                |
| Start-Jog                                  | 100T-L62  | 100HF-N762                                |
| <b>For Three Position Selector Switch</b>  |   |   |
| Hand-Off-Auto                              | 100T-L71  | 100HF-N771                                |
| Auto-Off-Hand                              | 100T-L72  | 100HF-N772                                |
| For-Off-Rev                                | 100T-L73  | 100HF-N773                                |
| Open-Off-Close                             | 100T-L74  | 100HF-N774                                |
| Man-Off-Close                              | 100T-L75  | 100HF-N775                                |
| For-Safe-Rev                               | 100T-L76  | 100HF-N776                                |
| Run-Safe-Jog                               | 100T-L77  | 100HF-N777                                |
| Jog-Safe-Run                               | 100T-L78  | 100HF-N778                                |
| Up-Off-Down                                | 100T-L79  | 100HF-N779                                |
| <b>For Four Position Selector Switches</b> |   |   |
| 1-2-3-4                                    | 100T-L31  | 100HF-N731                                |
| <b>For Joy Stick Operator</b>              |   |   |
| (Blank)                                    | 100T-L30  | 100HF-N730                                |

<sup>1</sup> Character height is 1/8 inch on Standard Legend Plate.














<sup>2</sup> Character height is 1/4 inch on Jumbo Legend Plate.

**NOTE:**


Use the trim washer if no legend plate is used. Discard the trim washer when using a legend plate.

## Accessories

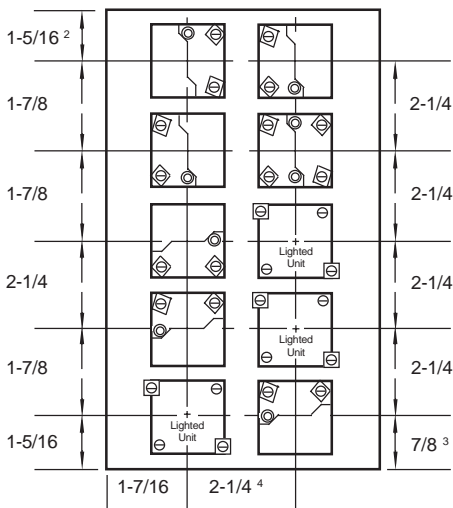


| Description   | Catalog Number   | Price  |
|---|--|--|
|  <p>Guard Rings for Push Buttons<br/>           Unguarded<br/>           Guarded<br/>           Extended Guard<br/>           Standard Mushroom Head Guard<br/>           Jumbo Head Guard<br/>           Half Guarded</p> | 100T-1GR<br>100T-2GR<br>100T-3GR<br>100T-4GR<br>100T-5GR<br>100T-7GR | \$6.00<br>6.00<br>12.00<br>80.00<br>80.00<br>12.00 |
|  <p>Lens Guard for Press-To-Test Pilot Lights<br/>           Plastic<br/>           Metal</p>  | 100T-PGR<br>100T-MGR   | 12.00<br>12.00                                     |
|  <p>Water Resistant Boots for Push Buttons<br/>           Black<br/>           Red<br/>           Green<br/>           Yellow<br/>           Translucent</p>   | 100T-PBB<br>100T-PBR<br>100T-PBG<br>100T-PBY<br>100T-PBT             | 24.00<br>24.00<br>24.00<br>24.00<br>24.00          |
|  <p>Translucent Water Resistant Boots for Illuminated Push Buttons, Pilot Lights, and Press-To-Test Pilot Lights</p>   | 100T-PLTB  | 36.00  |
|  <p>Translucent Water Resistant Boots for Knob Operated Standard and Illuminated Selector Switches</p>  | 100T-SSTB  | 36.00  |
|  <p>Mechanical Interlock for Push Buttons (Interlocks two buttons so they cannot be simultaneously depressed)</p>  | 100T-PBM   | 36.00  |
|  <p>Maintained Interlock for Push Buttons (Interlocks two buttons so that when one is depressed, the other is released-maintained operation)</p>   | 100T-PBMA  | 36.00  |
|  <p>Lock-Down attachment for Push Buttons</p>  | 100T-PBL   | 36.00  |
|  <p>Lock-Down attachment for Push Buttons with Boots</p>   | 100T-PBLB  | 36.00  |
|  <p>Wobble Stick Operator for Push Buttons</p>   | 100T-WS  | 36.00  |
|  <p>Guard Ring Wrench (for Octagonal Guard Rings)</p>  | 100T-F1X3  | 108.00   |
|  <p>Special Screwdriver (Positively mates with Contact Block assembly screw)</p>   | 100T-SD  | 36.00  |
|  <p>Chrome Lever attachment for Selector-Push Units</p>  | 100T-SPL   | 24.00  |
| <p>Key (2-3-4 Position /Non-Illuminated Selector Switch)<br/>           Hole Plug, 1 &amp; 13-Grey<br/>           Hole Plug, NEMA 4-Chrome</p>  | 100T-3095<br>1X4<br>2X4  | 14.40<br>12.00<br>12.00                            |

## Dimensions and Ratings

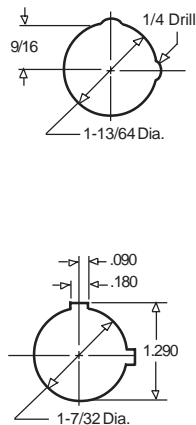


### Minimum Centerline Clearance



Enclosure or grounded metal part

### Panel Drilling



### Contact Ratings

| NEMA Rating   | Max. Volts | Amp. Rating |       |            | VA.  |       |
|---|------------|-------------|-------|------------|------|-------|
|   |            | Make        | Break | Continuous | Make | Break |
| Maximum A-C Contact Rating Per Pole, 50 or 60 Hertz |            |             |       |            |      |       |
| A600  | 120        | 60          | 6     | 10         | 7200 | 720   |
|   | 240        | 30          | 3     |            |      |       |
|   | 480        | 15          | 1.5   |            |      |       |
|   | 600        | 12          | 1.2   |            |      |       |
| Maximum D-C Contact Rating Per Pole                 |            |             |       |            |      |       |
| P600  | 125        | 1.1         |       | 5          | 138  |       |
|   | 250        | 0.55        |       |            | 138  |       |
|   | 301-600    | 0.2         |       |            | 120  |       |

| Max. Panel Thickness, In. | Spacers Required |
|---------------------------|------------------|
| 1/16                      | 3                |
| 1/8                       | 2                |
| 3/16                      | 1                |

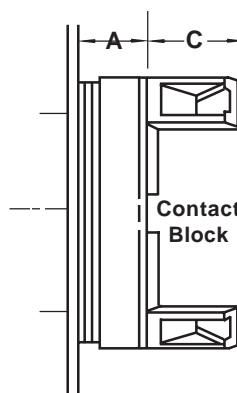
Panels thicker than 3/16" must be Counter Bored

| Depth Behind Panel | Push Buttons & Selector Switches | Push-Pull Units (Non-Illuminated) | Illuminated Units (all) |
|--------------------|----------------------------------|-----------------------------------|-------------------------|
| A <sup>5</sup>     | 21/32                            | 1-11/32                           | 11/16                   |
| B                  | ---                              | ---                               | 1-3/32                  |
| C <sup>6</sup>     | 3/4                              | 3/4                               | 3/4                     |

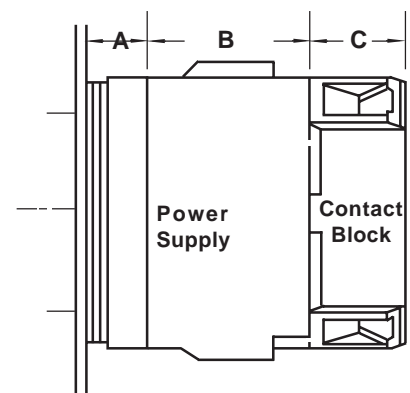
#### Notes:

- Use the trim washer if no legend plate is used. Discard the trim washer when using a legend plate.
- Must be 1-5/8" for 100-HF Legend Plate
- Must be 1-1/8" for 2-1/4" Mushroom Head
- When using 100-HF Legend Plate, both horizontal and vertical centerlines between operators must be 2-1/2" min. When using either 2-1/4" mushroom head or lever selector switch, both horizontal and vertical centerlines between operators must be 2-1/4" min.
- Depth when three neoprene spacers are used. Reduce depth by 1/16 inch for each spacer omitted.
- Depth per contact block. Maximum contact stack depth is three (3) inches.

Rear of Mounting Panel



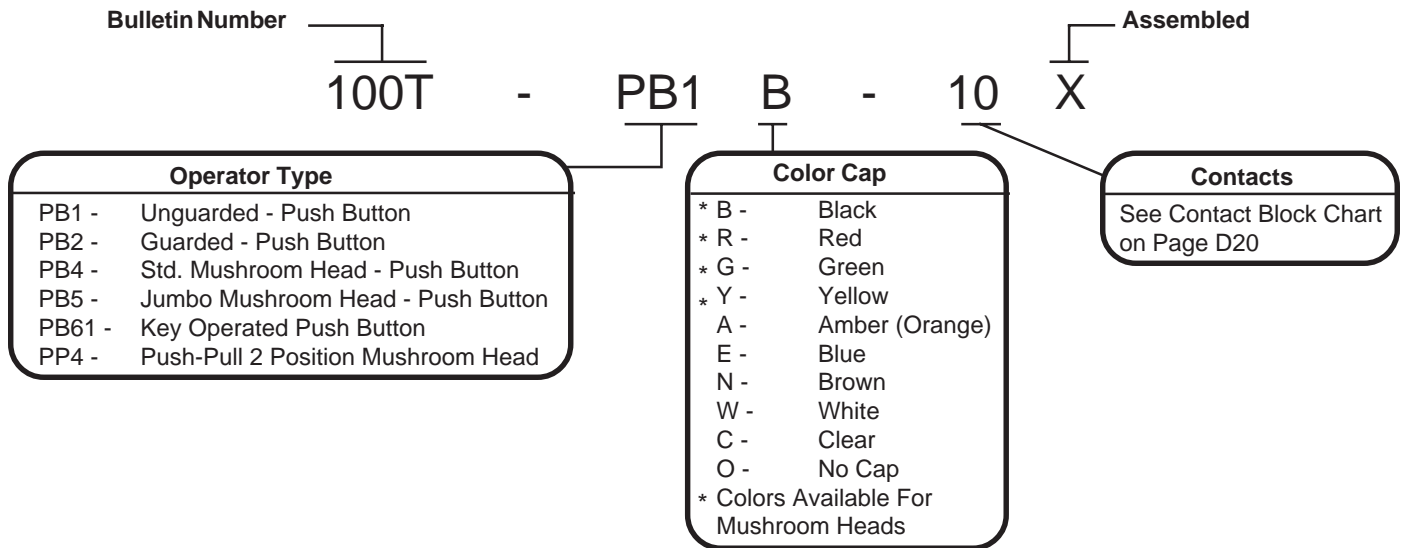
Rear of Mounting Panel



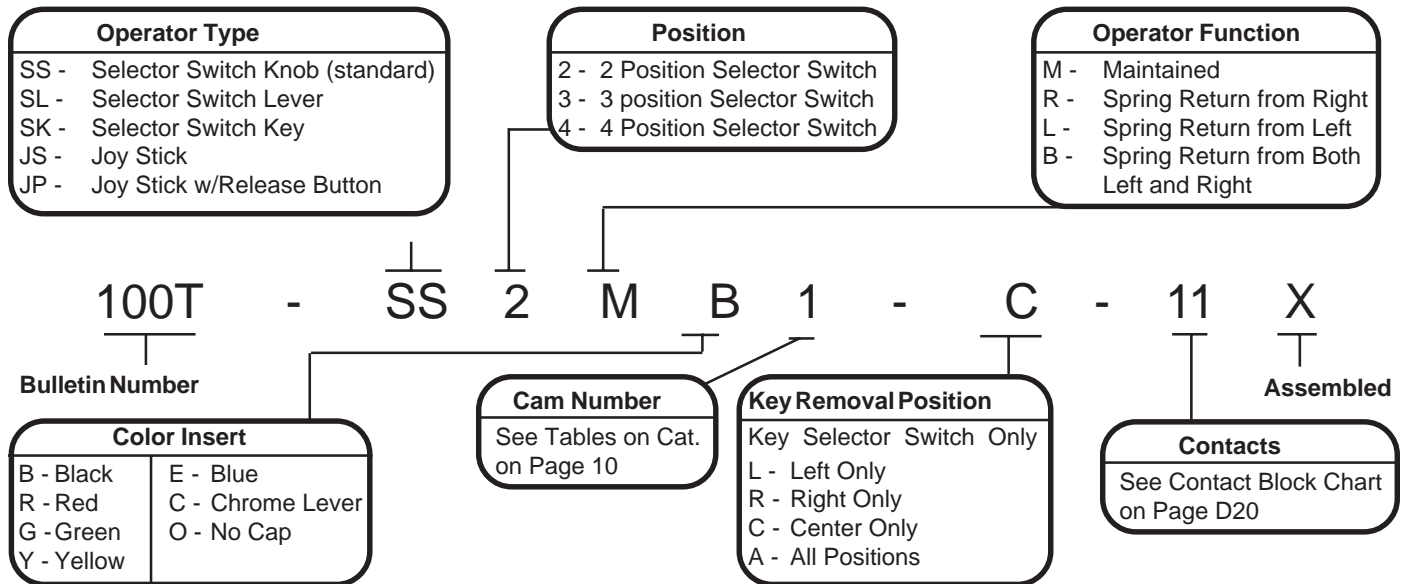


## Catalog Numbering System

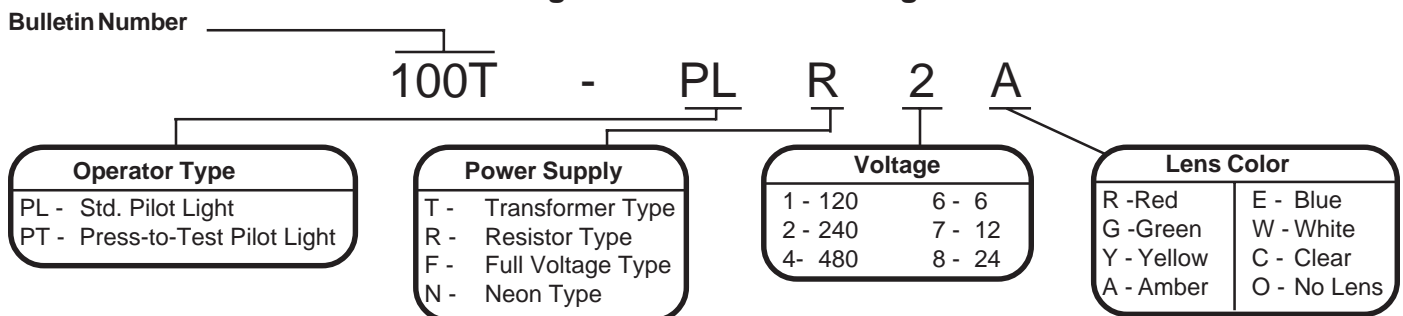
### Push Button & Push-Pull



### Selector Switch

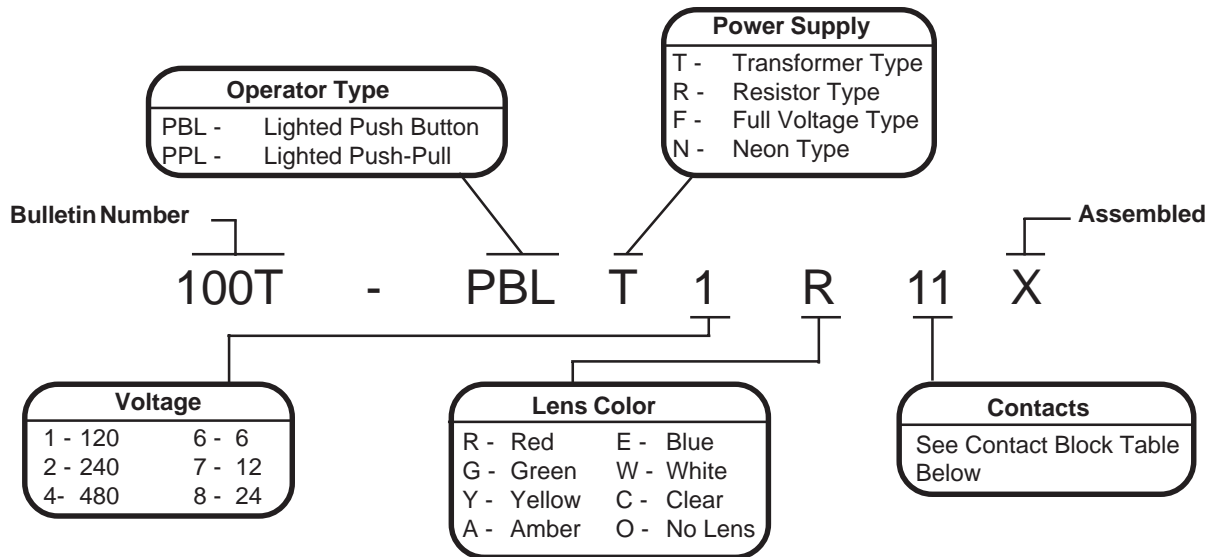


### Pilot Lights & Press To Test Lights

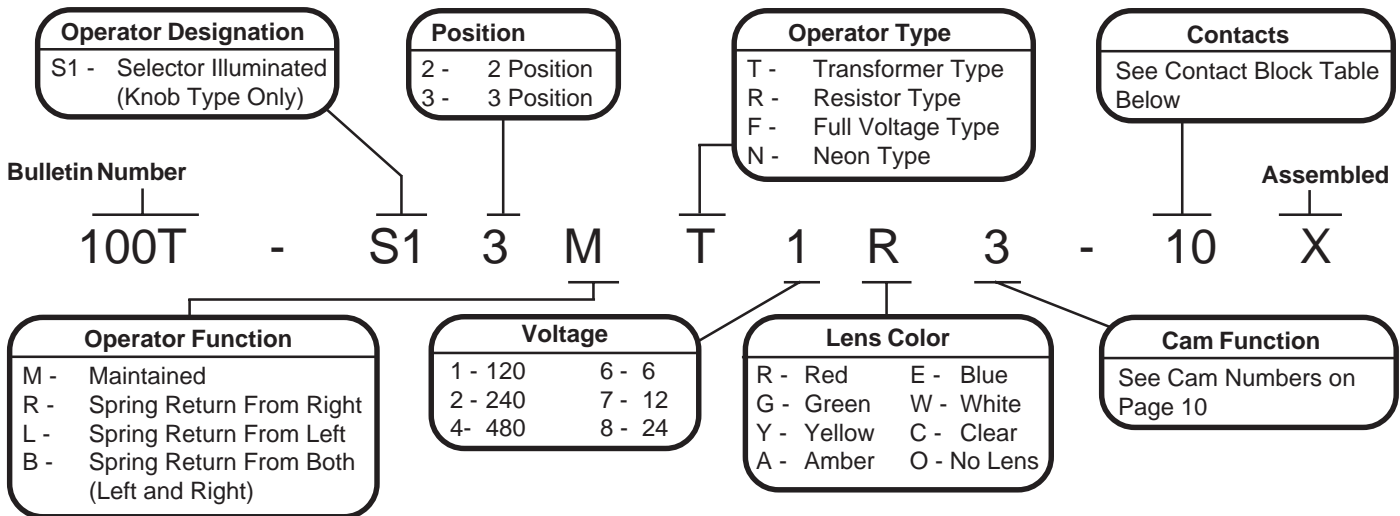


## Catalog Numbering System

### Illuminated Push Button & Push-Pull



### Illuminated Selector Switch



### Contact Table

| For This Contact Arrangement | Catalog Suffix Code | To Order These As Separate Units |             |
|------------------------------|---------------------|----------------------------------|-------------|
|                              |                     | Qty.                             | Catalog No. |
| 1 N.O.                       | -10                 | 1                                | 100T-CB10   |
| 1 N.C.                       | -01                 | 1                                | 100T-CB01   |
| 2 N.O.                       | -20                 | 2                                | 100T-CB10   |
| 2 N.C.                       | -02                 | 2                                | 100T-CB01   |
| 1 N.O., 1 N.C.               | -11                 | 1                                | 100T-CB11   |
| 2 N.O., 2 N.C.               | -22                 | 2                                | 100T-CB11   |

### Contact Ratings

| NEMA Rating   | Max. Volts               | Amp. Rating          |                      |            | Va.               |       |
|---|--------------------------|----------------------|----------------------|------------|-------------------|-------|
|   |                          | Make                 | Break                | Continuous | Make              | Break |
| Maximum A-C Contact Rating Per Pole, 50 or 60 Hertz |                          |                      |                      |            |                   |       |
| A600  | 120<br>240<br>480<br>600 | 60<br>30<br>15<br>12 | 6<br>3<br>1.5<br>1.2 | 10         | 7200              | 720   |
| Maximum D-C Contact Rating Per Pole                 |                          |                      |                      |            |                   |       |
| P600  | 125<br>250<br>301-600    | 1.1<br>0.55<br>0.2   |                      | 5          | 138<br>138<br>120 |       |


Joslyn Clark's STAK-LITE® will tell you what is happening. From far or near, the bright LITE-BAR™ status lights instantly communicate the information you need.

Joslyn Clark's STAK-LITE® is a versatile and high quality monitoring component for the VISUAL FACTORY. The units are designed to NEMA 1, 3R, 12, 4X, and 13 standards which make them ideally suited for harsh environments commonly found on the factory floor.

Joslyn Clark's STAK-LITE® status indicators come in six colors: Red, Green, Amber, Blue, Frosted White, and clear, and are available for either steady or flashing operation.



- Available in 9 MM or 15 MM Filament Bulbs
- Led Lamps available in 6 Colors
- 6 Lens Colors: Red, Blue, Green, Amber, Frosted White, and Clear
- Modular design permits easy conversion to any number of lenses from 1 to 6 high
- Steady or flashing operation
- Easy to change lamps. (Lift off entire stack of lenses and change any bulb no tools required)



- Readily available standard type MB replacement lamps. Two (2) spare bulbs are furnished in the cover on 9MM Bulb units
- NEMA Type 1, 3R, 12, 4X, and 13
- Panel mount or 3/4" NPT conduit mounting
- Panel mounting interchangeable with competitive units



## Stak-Lite Technical Data

**Codes, standards and approvals:** All Stak-Lites are UL listed and CSA certified. As supplied, assembled Stak-Lites are rated as Type 1, 12, or 13 enclosures and may be conduit or panel mounted.

**Environments:** To convert to Type 3R, knock out one of the two bolt holes in the mounting base. Stak-Lites modified for Type 3R cannot be panel mounted as panel mounting would interfere with drainage.

**For Type 4 and 4X applications specify the 4SL Series Stak-Lites.**

**Operating Temperature:** -25 Deg. C to +45 Deg. C

**Relative Humidity:** Rated for operation in non-condensing relative humidities between 5% and 95%.

**Lamps:** Ba 15D, Ba9s

**Audible output / frequency:** 95dB sound pressure level at 1.0 foot @ 2800Hz. tone frequency 30.5 Hz.

**Electrical Wiring:** All wiring is copper. Wiring and insulation is rated at 300V, 105 Deg. C.

In leads out version, wire destination is determined by length. The shortest black wire coming out from the base goes to the bottom lens; the longest black wire goes to the bottom lens. Leads out Stak-Lites with the flasher option have only one white wire common to all positions.

**Table 1**

| Number of Lenses                                     | Height |    |     |     |     |     |     |
|--|--------|----|-----|-----|-----|-----|-----|
|  | 0      | 1  | 2   | 3   | 4   | 5   | 6   |
| With Leads "out"                                     | ----   | 5" | 8"  | 11" | 14" | 17" | 20" |
| With terminal block "or" leads out with base options | 5"     | 8" | 11" | 14" | 17" | 20" | 23" |

**Maximum height is 23" from bottom of mounting base to top of cap.**

Terminal referencing: Optional terminal boards feature two vertical sets of connectors numbered 1-6 and one horizontal set of connectors numbered 1-6 and "N". These numbers correspond with lens position, with 1 being the top lens, 2 the next lens down, and so on. The set of vertical connectors on the left is for black (hot) leads; the set on the right is for white (neutral) leads. The horizontal set is for customer connections.

**Note: Strobe flashes 75 times/minute.**



## Status Indicating System - Assembled

| Total Number Lamps | SL System With 18" Wire Leads |        | SL System With Terminals |        | SL System W/Audible Signal and 18" Wire Leads |        | SL System W/Audible Signal & Terminals |        |
|--------------------|-------------------------------|--------|--------------------------|--------|---|--------|--|--------|
|                    | Catalog No.                   | Price  | Catalog No.              | Price  | Catalog No.                                   | Price  | Catalog No.                            | Price  |
| 1                  | SL1-*1                        | \$150. | SLT1-*1                  | \$230. | SLA1-*1                                       | \$290. | SLTA1-*1                               | \$370. |
| 2                  | SL2-*1                        | 236.   | SLT2-*1                  | 316.   | SLA2-*1                                       | 376.   | SLTA2-*1                               | 456.   |
| 3                  | SL3-*1                        | 322.   | SLT3-*1                  | 402.   | SLA3-*1                                       | 462.   | SLTA3-*1                               | 542.   |
| 4                  | SL4-*1                        | 408.   | SLT4-*1                  | 488.   | SLA4-*1                                       | 548.   | SLTA4-*1                               | 628.   |
| 5                  | SL5-*1                        | 494.   | SLT5-*1                  | 574.   | SLA5-*1                                       | 634.   | SLTA5-*1                               | 714.   |
| 6                  | SL6-*1                        | 580.   | SLT6-*1                  | 660.   | SLA6-*1                                       | 720.   | SLTA6-*1                               | 800.   |

NEMA 4X For NEMA 4X add 4 in front of the catalog number and multiply list price time 1.5. NEMA 4X not available with audible alarm.

Flasher Installed: Add \$100.00 total for each set of 3 lights, add letter F after color light that should flash. Example: SL4-120-RFGFACF

Strobe Installed: Add \$300.00 per light and add letter S after light that is to be a strobe. Example: SL5-120-CSRGBA **Note: Strobe flashes 75 times/minute.**

When ordering, specify light colors in sequence from top to bottom on the STAK-LITE®

Strobe and Flasher can be added to the same unit in any sequence.

Top Cap: Standard color is black,  
Cap to match top color, add suffix "V" after designated color.  
Example: SL3-120-RVAG (Add \$40.00 to list)  
Chrome Cap, Add suffix "CR" to the end of the catalog number.  
Example: SL3-120-RAG-CR (Add \$40.00 to list)

Special Lamp: If 15mm lamp is required, put a "B" after voltage; example:(SL1-120B-R).

Special Lamp: If Led lamp is required, put an "L" after voltage; example:(SL1-120L-R). (Consult Factory for Pricing)

## Modular System And Accessories

| Description                                      | Catalog No. | Price     |
|--|-------------|-----------|
| Flasher Assembly (3 Lts. Max. per Flasher)       | KSLF- *     | \$ 100.00 |
| Strobe Light (120V, 240V only)                   | KSLS- * 1   | 300.00    |
| Gasket for Base and Lens (Qty. 2)                | KSLG        | 6.00      |
| Chrome Retaining Cap                             | KSLC        | 40.00     |
| Retaining Cap to match Lens Color                | KSLC- 1     | 50.00     |
| Lens Assembly                                    | KSLL09- 1   | 75.00     |
| Lens Only (Does not include post or lamp holder) | KS-1        | 40.00     |
| Mounting Base                                    | KSLB        | 40.00     |
| Terminal Board Assembly                          | KSLT        | 80.00     |
| Audible Alarm Assembly (97 DB's at 1 foot)       | KSLA- *     | 140.00    |
| Lamp Holder only for 9mm                         | KSL-09      | 34.00     |
| Lamp Holder only for 15mm                        | KSL-15      | 34.00     |

- For mounting flange and extending tubing, see accessories page D26  
- For wire leads 36" or 48" there is a \$20.00 adder

| Ordering Information                                   | * A.C. Voltage | <sup>1</sup> Color |
|--|----------------|--------------------|
| * Select Lamp Voltage From Chart                       | 6 VAC          | Red - R            |
| <sup>1</sup> Select One Color For Each Lens From Chart | 12 VAC         | Amber - A          |
| Example:   | 24VAC          | Green - G          |
| SL4-120 RAGC is 4 Lamp 120 VAC                         | 48VAC          | Clear - C          |
| STAK-LITE® Assembled With                              | 120VAC         | Blue - B           |
| Red, Amber, Green and Clear Lens                       | 240VAC         | White - W          |
|  |                | Black - K          |



## STAK-LITE Mounted On Switch Panel 1



| Total Number Lights | STAK-LITE Mounted On Wired Base w/ Switches |        | Inches | Extended Tubing |        |       | Color - Specify In Sequence From Top To Bottom |
|---------------------|---|--------|--------|-----------------|--------|-------|--|
|                     | Cat. No.                                    | Price  |        | Cat. No.        | Length | Price |  |
| 1                   | SLE1-                                       | \$462. | +      |                 |        |       | R Red  |
| 2                   | SLE2-                                       | 548.   |        | 00              | -      | N/C   | A Amber  |
| 3                   | SLE3-                                       | 634.   |        | 04              | 04"    | \$52. | G Green  |
| 4                   | SLE4-                                       | 720.   |        | 08              | 08"    | 72.   | C Clear  |
| 5                   | SLE5-                                       | 806.   |        | 16              | 16"    | 92.   | B Blue   |
| 6                   | SLE6-                                       | 892.   |        |                 |        |       | W White  |

1. NEMA 1 Enclosure complete with one switch for every light and 9 ft. - 120 VAC fused line cord. All units include (3) Position Switch. Up-Steady, Center-Off, Down-Flashing.

**EXAMPLE:** (4) Lights - Red, Amber, Green, and Blue, with 8" Extended Tubing.  
SLE4-08-RAGB \$792.00 List.

**Audible Alarm:** Add (A) after 3rd. digit of catalog number, and add \$140.00 List.  
Example: SLEA3-04-R,A,G \$826.00 List.

**Strobe :** Add Letter (S) after the letter for the color that is to be a strobe and add 300.00 List.  
Example: SLE4-08-RS,A,G,B \$1092.00 List.

**Colored Top Cap:** For top cap made from colored lens material add letter (V) after light color that matches lens color and add \$50.00 List.  
Example: SLE4-08-RV,A,G,B \$842.00 List.

### Accessories

| Description     | Cat. No. | Length | Price   |
|-----------------|----------|--------|---------|
| Mounting Flange | KSLH     |        | \$30.00 |
| Extended Tubing | KSLP04   | 04"    | 24.00   |
|                 | KSLP08   | 08"    | 34.00   |
|                 | KSLP16   | 16"    | 44.00   |

### STAK-LITE Replacement Lamps

| AC or DC (9MM Lamp)*    |                   |             |         |
|-------------------------|-------------------|-------------|---------|
| Voltage                 | Wattage           | Catalog No. | Price   |
| 6 Volt                  | 4.2 Watt          | KRB09-6     | \$13.00 |
| 12 Volt                 | 6 Watt            | KRB09-12    | 13.00   |
| 24 Volt                 | 6 Watt            | KRB09-24    | 13.00   |
| 48 Volt                 | 6 Watt            | KRB09-48    | 13.00   |
| 120 Volt                | 6 Watt            | KRB09-120   | 13.00   |
| Replacement Strobe Lamp |                   |             |         |
| Any Voltage Strobe Tube | 4000V Tube Zennon | KRZ         | 84.00   |

\*For 15MM Bulbs, see page D26

## Light Frame Assembly Kits



Light Frame assembly kits are furnished without lamps or lenses, making them very easy to stock and modify. For a complete STAK-LITE ® order (1) Light Frame and separate lenses and lamps (15mm) for every height of frame.

### Light Frame Assembly Kits

| SK Version W/18" Wire Leads |             |         | SKT Version W/Terminal Block |                   |        |
|-----------------------------|-------------|---------|------------------------------|-------------------|--------|
| Frame Height                | Catalog No. | Price   | Frame Height                 | Frame Catalog No. | Price  |
| 1                           | SK1         | \$ 110. | 1                            | SKT1              | \$190. |
| 2                           | SK2         | 156.    | 2                            | SKT2              | 236.   |
| 3                           | SK3         | 202.    | 3                            | SKT3              | 282.   |
| 4                           | SK4         | 248.    | 4                            | SKT4              | 328.   |
| 5                           | SK5         | 294.    | 5                            | SKT5              | 374.   |
| 6                           | SK6         | 340.    | 6                            | SKT6              | 420.   |



With Wire Leads



With Terminal Block

D

### Light Frame Assembly Kits With Audible Alarm

| SKA Version W/120VAC Audible Alarm and 18" Leads |             |        | SKTA Version W/120 VACAudible Alarm and Term |             |        |
|--|-------------|--------|--|-------------|--------|
| Frame Height                                     | Catalog No. | Price  | Frame Height                                 | Catalog No. | Price  |
| 1  | SKA1        | \$250. | 1  | SKTA1       | \$330. |
| 2  | SKA2        | 296.   | 2  | SKTA2       | 376.   |
| 3  | SKA3        | 342.   | 3  | SKTA3       | 422.   |
| 4  | SKA4        | 388.   | 4  | SKTA4       | 468.   |
| 5  | SKA5        | 434.   | 5  | SKTA5       | 514.   |
| 6  | SKA6        | 480.   | 6  | SKTA6       | 560.   |

### Light Frame Assembly Kits With Flasher

| SK Version W/18" Leads & Flasher |         |             |        | SKT Version W/Terminal Block & Flasher |              |        |
|----------------------------------|---------|-------------|--------|--|--------------|--------|
| Frame Height                     | Voltage | Catalog No. | Price  | Frame Height                           | Catalog No.  | Price  |
| 1                                | 24 VAC  | SK1-24AC-F  | \$210. | 1                                      | SKT1-24AC-F  | \$290. |
| 1                                | 120 VAC | SK1-120AC-F | 210.   | 1                                      | SKT1-120AC-F | 290.   |
| 2                                | 24 VAC  | SK2-24AC-F  | 256.   | 2                                      | SKT2-24AC-F  | 336.   |
| 2                                | 120 VAC | SK2-120AC-F | 256.   | 2                                      | SKT2-120AC-F | 336.   |
| 3                                | 24 VAC  | SK3-24AC-F  | 302.   | 3                                      | SKT3-24AC-F  | 382.   |
| 3                                | 120 VAC | SK3-120AC-F | 302.   | 3                                      | SKT3-120AC-F | 382.   |
| 4                                | 24 VAC  | SK4-24AC-F  | 348.   | 4                                      | SKT4-24AC-F  | 428.   |
| 4                                | 120 VAC | SK4-120AC-F | 348.   | 4                                      | SKT4-120AC-F | 428.   |
| 5                                | 24 VAC  | SK5-24AC-F  | 394.   | 5                                      | SKT5-24AC-F  | 474.   |
| 5                                | 120 VAC | SK5-120AC-F | 394.   | 5                                      | SKT5-120AC-F | 474.   |
| 6                                | 24 VAC  | SK6-24AC-F  | 440.   | 6                                      | SKT6-24AC-F  | 520.   |
| 6                                | 120 VAC | SK6-120AC-F | 440.   | 6                                      | SKT6-120AC-F | 520.   |



## Light Frame Assembly Kits With Top Strobe

| SK Version W/18" Leads & One Top Mounted Strobe |         |             |        | SKT Version W/Terminal Block & One Top Mounted Strobe |              |        |
|---|---------|-------------|--------|---|--------------|--------|
| Frame Height                                    | Voltage | Catalog No. | Price  | Frame Height  | Catalog No.  | Price  |
| 1   | 240 VAC | SK1-240AC-S | \$410. | 1   | SKT1-240AC-S | \$490. |
| 1   | 120 VAC | SK1-120AC-S | 410.   | 1   | SKT1-120AC-S | 490.   |
| 2   | 240 VAC | SK2-240AC-S | 456.   | 2   | SKT2-240AC-S | 536.   |
| 2   | 120 VAC | SK2-120AC-S | 456.   | 2   | SKT2-120AC-S | 536.   |
| 3   | 240 VAC | SK3-240AC-S | 502.   | 3   | SKT3-240AC-S | 582.   |
| 3   | 120 VAC | SK3-120AC-S | 502.   | 3   | SKT3-120AC-S | 582.   |
| 4   | 240 VAC | SK4-240AC-S | 548.   | 4   | SKT4-240AC-S | 628.   |
| 4   | 120 VAC | SK4-120AC-S | 548.   | 4   | SKT4-120AC-S | 628.   |
| 5   | 240 VAC | SK5-240AC-S | 594.   | 5   | SKT5-240AC-S | 674.   |
| 5   | 120 VAC | SK5-120AC-S | 594.   | 5   | SKT5-120AC-S | 674.   |
| 6   | 240 VAC | SK6-240AC-S | 640.   | 6   | SKT6-240AC-S | 720.   |
| 6   | 120 VAC | SK6-120AC-S | 640.   | 6   | SKT6-120AC-S | 720.   |



## Separate Lenses

| Color | Catalog No. | Price |
|-------|-------------|-------|
| Red   | KS-R        | \$40. |
| Amber | KS-A        | 40.   |
| Green | KS-G        | 40.   |
| Clear | KS-C        | 40.   |
| Blue  | KS-B        | 40.   |
| White | KS-W        | 40.   |



• One Lens required for every height of frame.

## Separate Lamps (AC or DC) 9MM

| Voltage | Catalog No. | Price   |
|---------|-------------|---------|
| 6 VAC   | KRB09-6     | \$13.00 |
| 12 VAC  | KRB09-12    | 13.00   |
| 24 VAC  | KRB09-24    | 13.00   |
| 48 VAC  | KRB09-48    | 13.00   |
| 120 VAC | KRB09-120   | 13.00   |
| 240 VAC | KRB09-240   | 13.00   |



• One Lamp required for every height of frame.

## STAK-LITE Options

| Description                    | Catalog No. | Price |
|--------------------------------|-------------|-------|
| 3/4" Conduit Mounting Flange 1 | KSLH        | \$30. |
| Extended Tubing - 4"           | KSLP04      | 24.   |
| Extended Tubing - 8"           | KSLP08      | 34.   |
| Extended Tubing - 16"          | KSLP16      | 44.   |

1 The standard unit can be panel mounted directly to any flat surface through two 5/16" DIA. holes. To elevate the unit, use standard 3/4" conduit or JCC Extended Tubing, and the KSLH mounting flange.



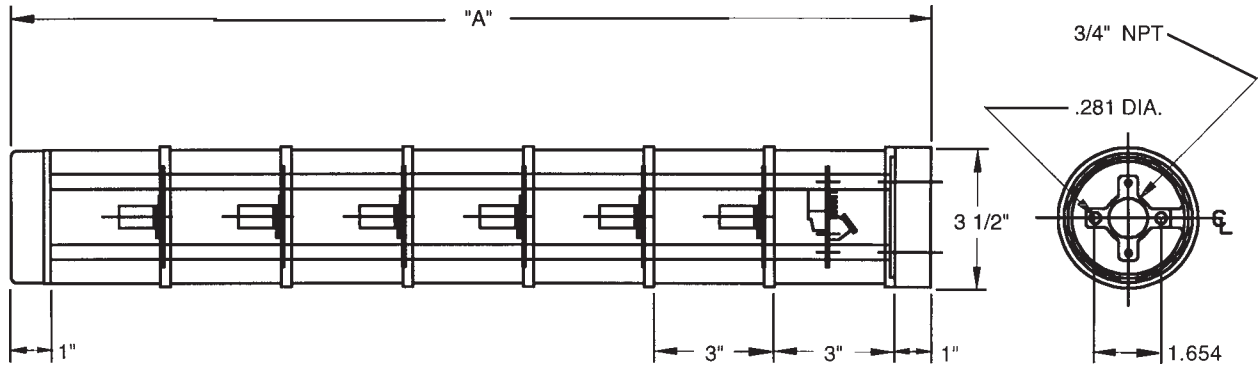
## Separate Lamps (AC or DC) 15MM

| Voltage | Catalog No. | Price   |
|---------|-------------|---------|
| 6 VAC   | KRB15-6     | \$20.00 |
| 12 VAC  | KRB15-12    | 20.00   |
| 24 VAC  | KRB15-24    | 20.00   |
| 48 VAC  | KRB15-48    | 20.00   |
| 120 VAC | KRB15-120   | 20.00   |
| 240 VAC | KRB15-240   | 20.00   |

• One Lamp required for every height of frame.

## Separate LED Lamps

For LED Replacement Lamps, Consult Factory



D

| Height "A" With Terminals |    |    |     |     |     |     |     |
|---------------------------|----|----|-----|-----|-----|-----|-----|
| Number Of Lenses          | 0  | 1  | 2   | 3   | 4   | 5   | 6   |
| Dimension "A"             | 5" | 8" | 11" | 14" | 17" | 20" | 23" |

| Height "A" With 18" Wire Leads |    |    |     |     |     |     |
|--------------------------------|----|----|-----|-----|-----|-----|
| Number Of Lenses               | 1  | 2  | 3   | 4   | 5   | 6   |
| Dimension "A"                  | 5" | 8" | 11" | 14" | 17" | 20" |